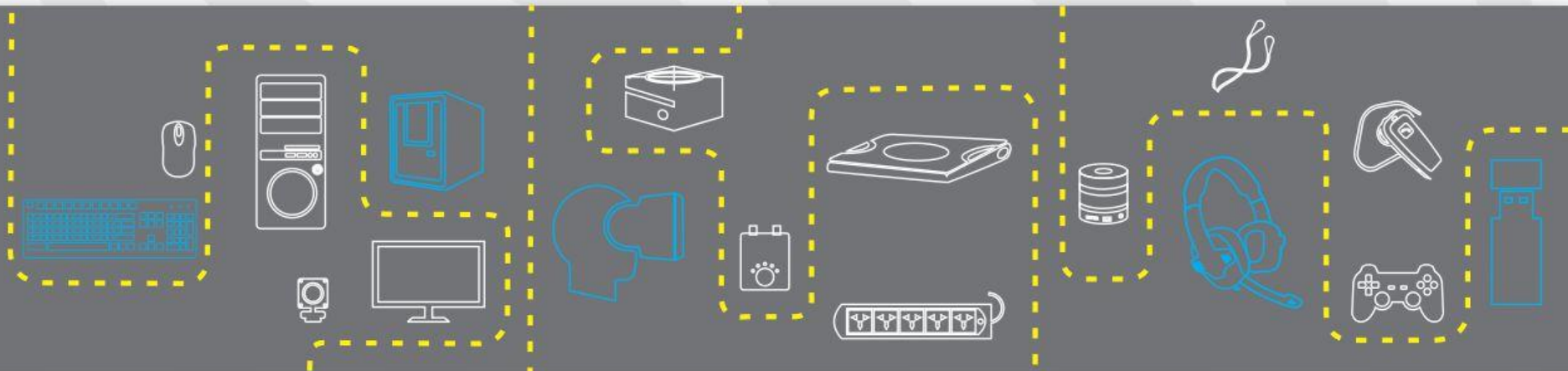




ZEBRONICS

ALWAYS AHEAD

Since 1997



IT & Gaming Peripherals • Sound Systems • Surveillance • Mobile & Lifestyle Accessories

CELEBRATING
21st YEAR
excellence • quality • reliability

 **WINNER 75** INDUSTRY
AWARDS



ZEB-NOBLE+
Portable BT Speaker

USP

- Compact & Portable
- Built-in Rechargeable Battery
- Call Function
- Metal Body
- Dedicated On/Off Switch
- Earphone Compatible
- Volume/Media Control
- Available in two vibrant colors (Black & Rose Gold)

ZEB-NOBLE+



- BT
- FM Radio
- AUX
- USB
- Micro SD Card






Mode Button

Play/Pause
Call Function key

Previous Track &
Volume - key

Next Track &
Volume + key



Charging &
Aux Port

Earphone Jack

USB Slot

Basic Operations & Controls

BT Connectivity

- Turn on the speaker.
- Make sure that the speaker is in BT mode.
- Search for nearby BT devices in your mobile.
- Tap on BT Name “ZEB-NOBLE+” to connect.



•Press once: Change Mode

- Short Press: Previous Song
- Long Press: Volume -

•Play/Pause

- Short Press: Next Song
- Long Press: Volume +

Basic Operations & Controls (Contd.)

FM Radio

- Switch the Speaker to FM Mode by pressing the Mode button.
- Connect the charging cable to the speaker and leave the other end free (This cable will act as an antenna).
- Press the Play/Pause button once to scan the available FM channels.
- Once the scanning is done, the speaker will start playing from first saved channel.



•Press once: Change Mode

•Press once: Previous FM Channel
•Press & Hold: Volume -


•Press once: Scans for available FM Cables

•Press once: Next FM Channel
•Press & Hold: Volume +

Basic Operations & Controls (Contd.)

AUX Mode


- Once the speaker is in AUX Mode, connect the charging cable to the speaker & connect the 3.5mm jack to a audio source (Eg. Computer, mobile).
- Now the songs played by the audio source can be heard through the speaker.



Basic Operations & Controls (Contd.)

USB/Micro SD Card Mode

- When the speaker is on, insert the USB/Micro SD card to the speaker.
- The speaker will detect the USB/Micro SD card automatically & play the songs from the USB/Micro SD card.



Basic Operations & Controls (Contd.)

Call Function

- When the speaker is connected to a mobile via BT.
- Press the play-pause key to answer/hung up a call.
- Double Press the Play/Pause key to redial the last number dialed.
- Press & hold the call Function to reject an incoming call.



•Press Once: Change Mode

•Press Once: Volume -

•Press Once: Answer/hung up a call

•Press & Hold: Reject an incoming call

•Double Press: Redial the last number dialed

•Press & Hold: Volume +

Specifications

ZEB-NOBLE+

- Output Power (RMS): 3W
- BT Version: 4.2
- Driver Size: 54mm
- Max Supported USB/mSD Memory Size: 32GB
- Playback Time: 1 hrs
- Product Dimension (Dia X H): 70 x 48 mm
- Net. Weight: 160g

Package Contents

- Speaker: 1 unit
- Charging/3.5mm AUX Cable: 1 unit
- User manual: 1 unit



Thank You



www.zebronics.com