



ZEBRONICS

ALWAYS AHEAD

Since 1997

IT Peripherals • Multimedia Speakers
LED TV • Surveillance

48 Winner of
**Industry
Awards**





Product Demo

Galaxy



*Rubber
Finish*

Jet Black

Azure Blue

USP

- Various Connectivity options
- Rhythmic beat LED lights
- Compact size
- Built-in 1200mAh battery
- Built-in mic for hands free call

LED light modes

- Mode 1 - off
- Mode 2 – Built in pattern
- Mode 3 – Music activated

Connectivity

- Bluetooth
- USB – Pendrives upto 32GB
- Card slot – Micro SD cards upto 32GB
- Aux in
- FM Radio

Basic Operation

- Switch on/off – toggle switch
- Default mode after switching on is bluetooth
- To change the modes press mode button for 2 secs


Front LED light toggle



Short press – Previous
Long press – Volume-

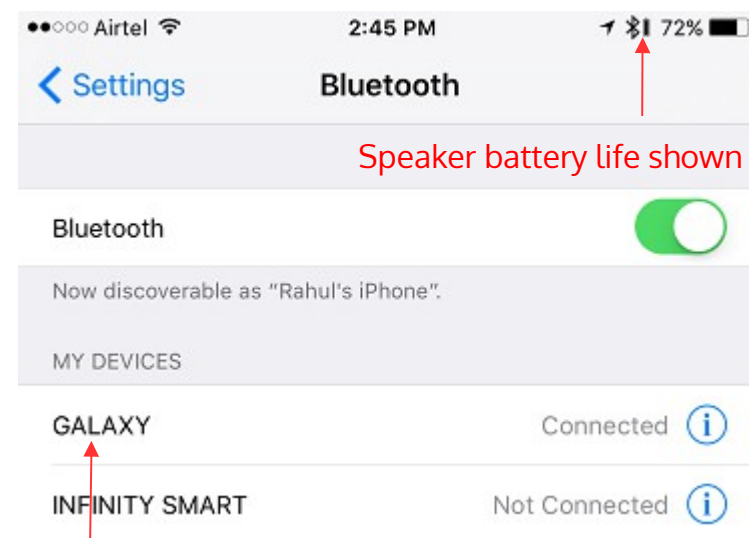
Short press – next
Long press – Volume+

Short press – play/pause
double press – call last dialed no
Long press – Mode change




Bluetooth mode

- Search for the bluetooth device
- Device name will appear as "Galaxy"
- No passcode/password required
- To connect to a new device, first disconnect already connected device.



Speaker Connected



Short press – Previous
Long press – Volume-

Short press – next
Long press – Volume+

Short press – play/pause
double press – call last dialed no
Long press – Mode change

Controls

Aux mode

- Change the mode to Aux input mode
- Insert the aux in cable on the back of the device
- Connect the 3.5mm jack to the source
- Can use the speaker for calls, it will use the phone mic




Insert aux cable 3.5mm plug here for aux input



Micro USB to USB cable for charging the speaker

3.5mm cable for aux input and radio antenna



Long press – Volume-

Short press – play/pause
Long press – Mode change

Long press – Volume+


Controls

USB mode

- Connect a USB pendrive(FAT 32)
- Mode will automatically change to USB



USB port for pendrive



Short press – Previous
Long press – Volume-

Short press – next
Long press – Volume+

Short press – play/pause
Long press – Mode change


Controls

Micro SD mode

- Insert a Micro SD card(FAT 32)
- Mode will automatically change to Card



Card slot for Micro SD



Short press – Previous
Long press – Volume-

Short press – next
Long press – Volume+

Short press – play/pause
Long press – Mode change

Controls

FM mode

- Change the mode to FM radio
- Press the play/pause button to scan



Insert aux cable 3.5mm plug here for Antenna

Short press – Previous station
Long press – Volume-

Short press – scan stations
Long press – Mode change



Short press – next station
Long press – Volume+

Controls

Specifications

- Power - 3watts
- Driver – 3.8cms
- Bluetooth version – 2.1 + EDR
- Support MP3 format

Package content

- Galaxy speaker
- Charging cable
- 3.5mm cable
- User manual



Thank You



www.zebronics.com

