



Product Demo

Infinity *Smart*



*Rubber
Finish*

USP


- Various Connectivity options
- Compact size
- Attractive “Infinity” shape with orange inserts
- Built-in 1200mAh battery
- Built-in mic for hands free call

Connectivity

- Bluetooth
- USB – Pendrives upto 32GB
- Card slot – Micro SD cards upto 32GB
- Aux in
- FM Radio

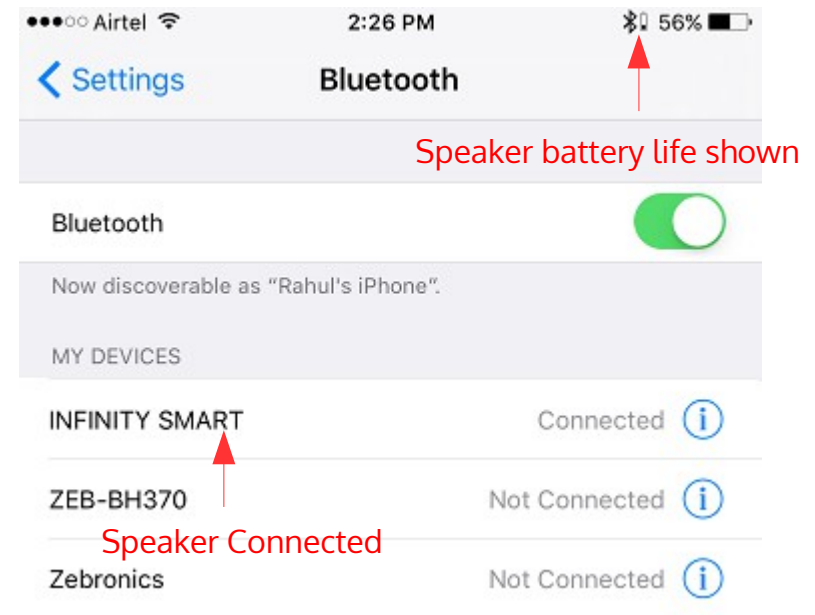
Basic Operation

- Switch on – Press the power button for 2-3 secs
- Switch off – Press the power button for 2-3 secs
- Default mode after switching on is bluetooth
- To change the modes press mode button for 2 secs



Bluetooth mode

- Search for the bluetooth device
- Device name will appear as "Infinity smart"
- No passcode/password required
- To connect to a new device, first disconnect already connected device.



Indicator light
Rapid blinking – not connected
On - connected

Short press – next
Long press – Volume+

Short press – play/pause
double press – call last dialed no
Long press – Mode change

Short press – Previous
Long press – Volume-




Mic


Controls

Aux mode

- Change the mode to Aux input mode
- Insert the USB cable on the back of the device
- Connect the 3.5mm jack to the source
- Can use the speaker for calls, it will use the phone mic



Insert micro USB cable here for aux input



Micro USB to speaker

USB for charging

3.5mm Aux in

Indicator light
Slow blinking – Playing
On -idle

Long press – Volume+



Short press –
play/pause
Long press –
Mode change

Long press – Volume-

Controls

USB mode

- Connect a USB pendrive(FAT 32)
- Mode will automatically change to USB




USB port for pendrive

Indicator light
Slow blinking – Playing
On – Idle

Short press – next
Long press – Volume+

Short press – play/pause
Long press – Mode change

Short press – Previous
Long press – Volume-



Controls

Micro SD mode

- Insert a Micro SD card(FAT 32)
- Mode will automatically change to Card



Card slot for Micro SD

Indicator light
Slow blinking – Playing
On – Idle

Short press – next
Long press – Volume+

Short press – play/pause
Long press – Mode change

Short press – Previous
Long press – Volume-



Controls

FM mode

- Insert a Micro SD card(FAT 32)
- Mode will automatically change to Card




Insert micro USB cable here for antenna

Indicator light
Rapid blinking – scanning channel
On – Idle

Short press – next channel
Long press – Volume+

Short press – Scan channels
Long press – Mode change

Short press – Previous Channel
Long press – Volume-



Controls

Specifications

- Power - 3watts
- Driver – 3.8cms
- Bluetooth version – 2.1 + EDR
- Support MP3 format

Package content

- Speaker
- Charging + 3.5mm input cable
- User manual

Package



Thank You



www.zebronics.com

