



Product Demo

UFO



*Rubber
Finish*

USP

- Handset and speaker combination
- One of its kind product
- Magnetically attached headset
- Various Connectivity options
- Good build quality and rubber finish
- Built-in 1200+200mAh battery



Connectivity

- Bluetooth – 10meters range, hands free with handset
- USB – Pendrives upto 32GB
- Card slot – Micro SD cards upto 32GB
- Aux in

Basic Operation

- Use the on/off toggle switch
- Make sure handset is properly secured in the position
- Without the headset, you won't be able to use the speaker functions
- Handset has the other functions as shown below

On/off toggle switch



Short press - Next
Long press - Volume +

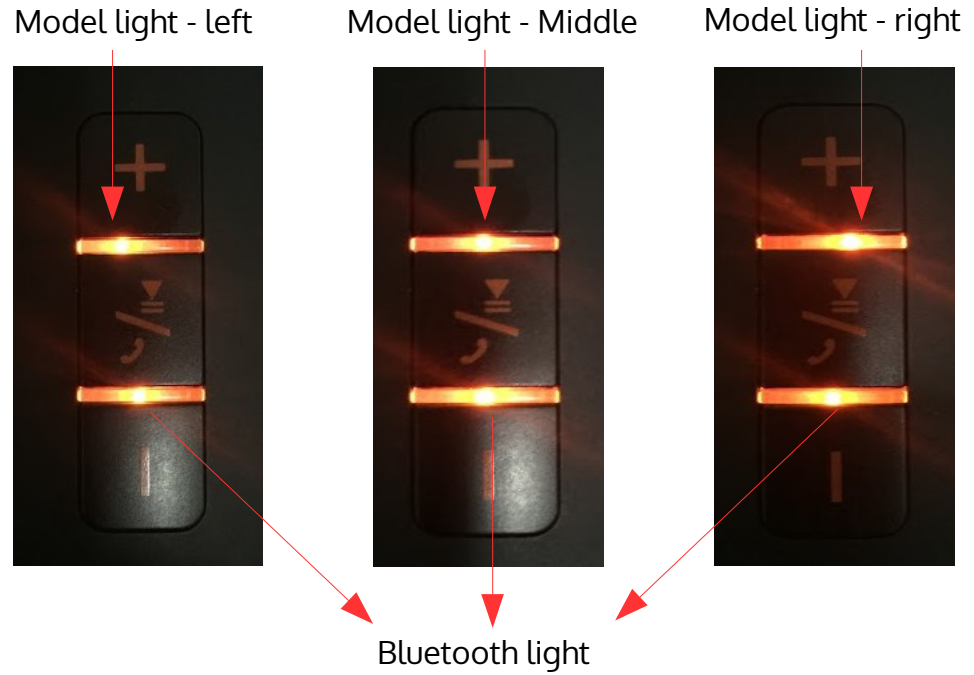
Short press - Play/pause and call button
Long press - change modes

Short press - Previous
Long press - Volume -

Controls

Indicator Lights

- Mode light
 - Left – Aux
 - Middle – Bluetooth
 - Right – USB/Micro SD
- Bluetooth light
 - Blinking – waiting for connection
 - On - Connected



Controls

Handset buttons

- Full phone pad and call/disconnect button on the handset
- Handset should be on base unit to use the speaker function
- Bluetooth phone works even in USB, SD or aux modes



Phone pad on handset

Controls

Bluetooth mode

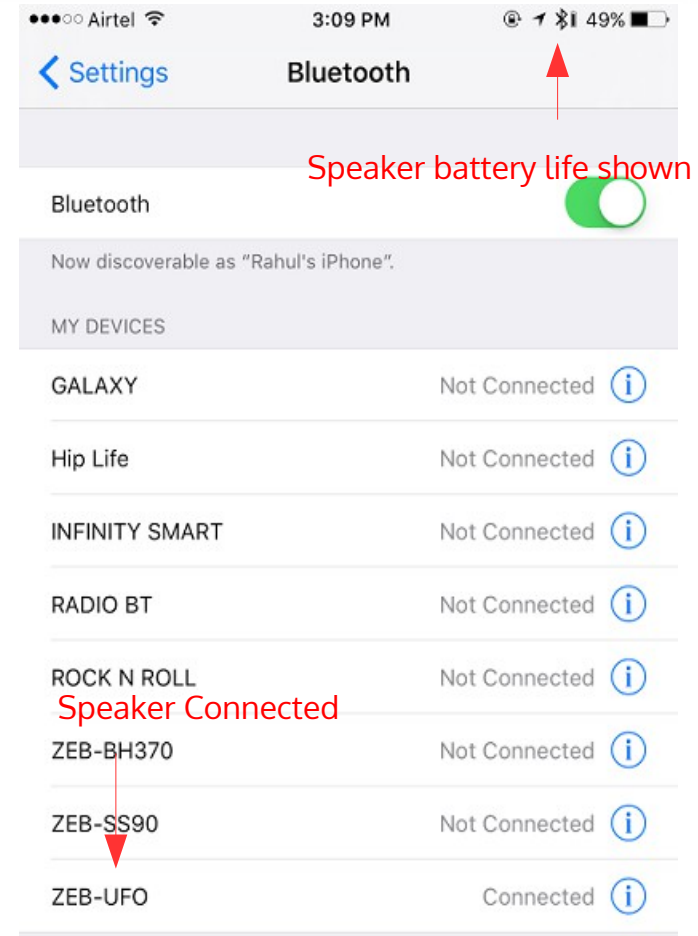
- Search for the bluetooth device
- Device name will appear as "ZEB-UFO"
- No passcode/password required
- To connect to a new device, first disconnect already connected device.



Short press - Next
 Long press - Volume +

Short press while playing music - Play/pause
 Short press while income call - call receive
 Long press - change modes

Short press - Previous
 Long press - Volume -



Controls

Aux mode

- Change the mode to Aux input mode
- Insert the 3.5mm aux cable on the back of the device




Insert 3.5mm aux cable here for aux input



- Long press – Volume +
- Short press – mute
Long press – change modes
- Long press – Volume -

Model light - left



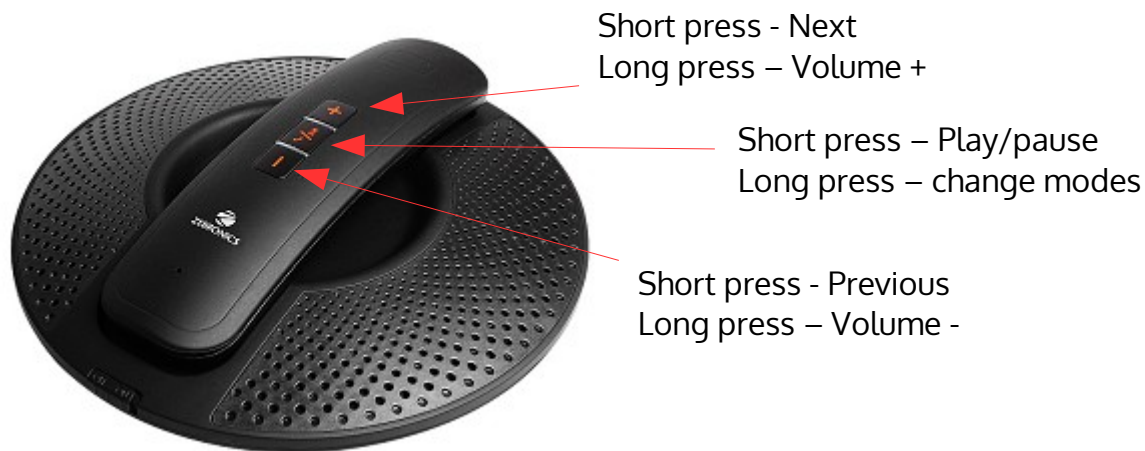
Controls

USB mode

- Connect a USB pendrive(FAT 32)
- Mode will automatically change to USB
- Manually can use mode button to change modes



USB port for pendrive



Controls

Micro SD mode

- Connect a micro SD card (FAT 32)
- Mode will automatically change to Micro SD
- Manually can use mode button to change modes



Short press - Next
Long press - Volume +

Short press - Play/pause
Long press - change modes

Short press - Previous
Long press - Volume -



Micro SD card slot

Controls

Specifications

- Bluetooth version – 4.0
- Power - 6watts
- Supports MP3 format

Package content

- Base speaker unit
- Handset unit
- Charging USB + 3.5mm input cable
- User manual

Package



Thank You



www.zebronics.com

