

Product Demo

Samba



 ZEBRONICS

USP

- Color changing LED lights
- Stylish design
- 6 EQ modes
- Loud sound – 105watts RMS
- 16.51cms(6.5) subwoofer driver
- Rich bass and treble reproduction
- Multiple connectivity option

Connectivity

- Bluetooth – 10meters range
- USB pendrive(32GB max)
- SD/MMC card(32GB max)
- FM Radio
- Aux input

Basic Operation

- Switch on/off – Back panel power button
- Bass and Treble knob on front – works in all modes
- Volume knob and control pod
- Connect the satellites on the rear panel



Front panel

Treble

Bass

Previous
Long press – Vol-

Play

Volume

Next
Long press – Vol +

EQ

Input

Control pod



Aux Input

Connect the
satellites here

Power Switch


Back panel

Remote control



Aux Mode


- Default mode after switching on
- Connect the aux-in cable on the back panel
- Connect the 3.5mm jack to the source
- Aux mode can be selected with "input" button
- Buttons operation as below



Controls

Bluetooth Mode

- Press "input" button till "bt" display
- Search for bluetooth speaker and connect

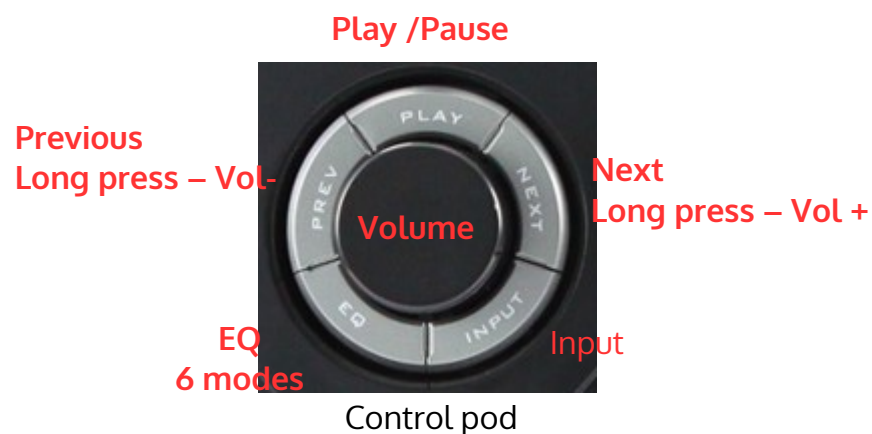


Speaker connected

Controls

USB Mode

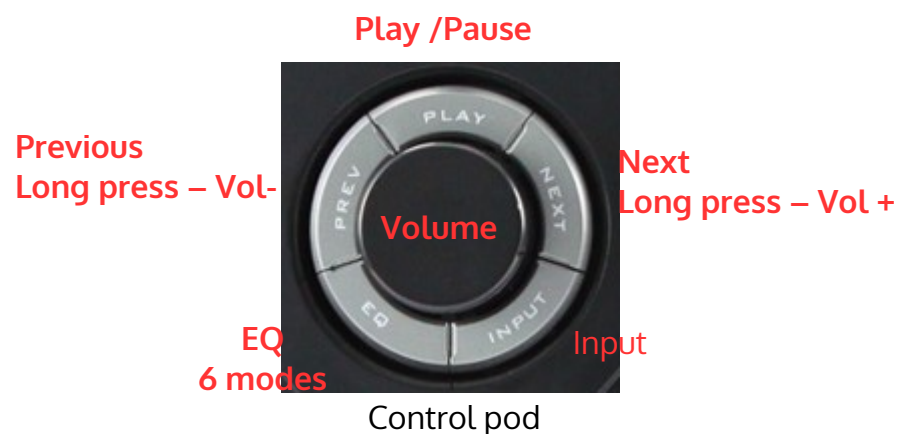
- Connect USB pendrive
- Speaker will automatically switch to USB mode
- If already connected then press the "input" button till display shows USB mode
- Buttons operation as below



Controls

SD/MMC card Mode

- Connect SD/MMC memory card
- Speaker will automatically switch to SD/MMC card mode
- If already connected then press the "input" button till display shows card mode
- Buttons operation as below




SD/MMC card Slot

Controls

FM Mode

- press the "input" button till display shows FM frequency
- Buttons operation as below



Fixed FM antenna

Back panel

Controls

Specifications

- Power – 45w+15wx4 RMS
- Driver – 16.5(6.5) sub
7.6(3) sat
-

Package content

- Subwoofer - 1no
- Satellites – 4nos
- Remote control
- RCA to 3.5mm aux input cable
- User manual

Package



Thank You



www.zebronics.com

