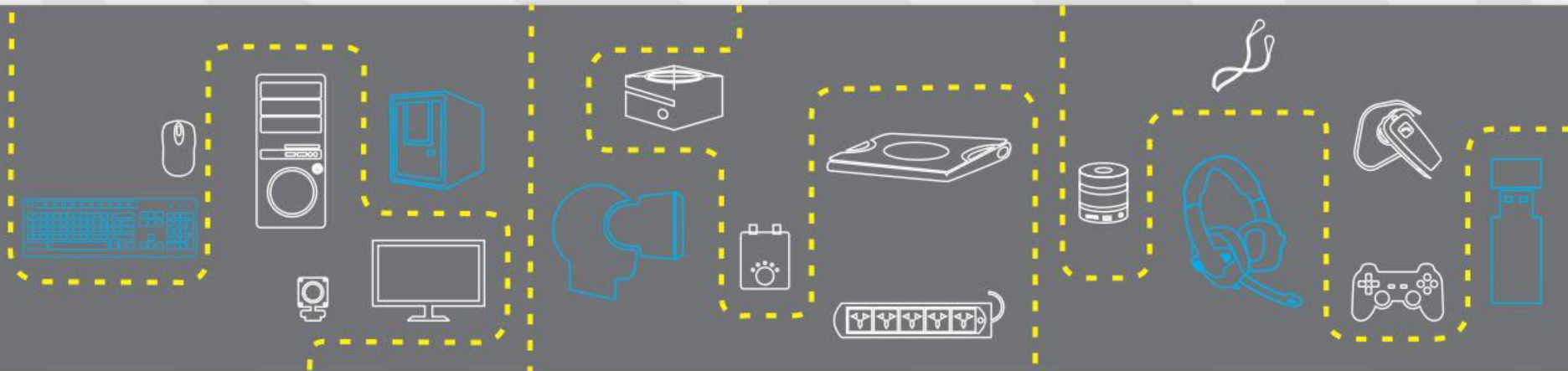




ZEBRONICS

ALWAYS AHEAD

Since 1997



IT & Gaming Peripherals • Sound Systems • Surveillance • Mobile & Lifestyle Accessories

CELEBRATING
21st YEAR
excellence • quality • reliability

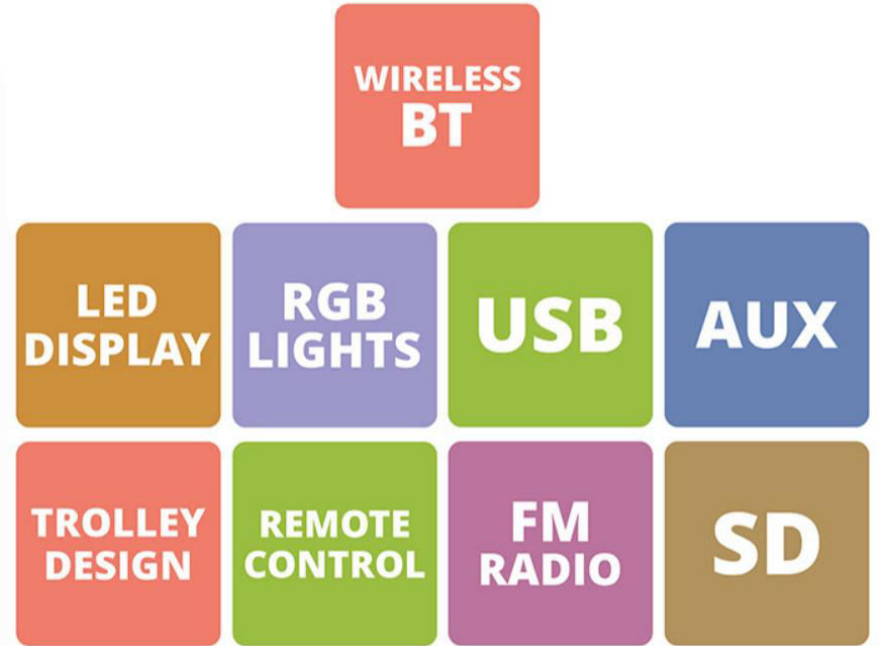
 **WINNER 75** INDUSTRY AWARDS




ZEB-THUMP
Trolley BT Speaker

- Trolley Design
- Wooden Enclosure
- LED Display
- RGB Lights
- Mic
- Volume/Media Control
- Built-in Rechargeable Battery
- Remote Control

- BT
- USB
- SD Card
- FM
- AUX
- 1 x Mic









BT Connectivity

- Turn on the speaker.
- Make sure the speaker is in BT Mode.
- Search for nearby BT devices in your mobile.
- Tap on BT Name “ZEB-THUMP” to connect.



USB/SD Card Mode


- When the speaker is on, insert a Pendrive/SD Card to the speaker.
- The speaker will detect the Pendrive/SD Card automatically & play the songs from the it.



FM Radio


- Switch the speaker to FM Mode.
- Press the Play/Pause key once to auto scan the available FM Channel.
- Once the scanning is done, the speaker will start playing the first saved FM Channel.

Note: For better FM Reception, please use the provide FM antenna



AUX Mode

- Once the speaker is in AUX Mode, connect the AUX cable to the speaker & connect the other end to a audio source (Eg. Computer, mobile).
- Now the songs played by the audio source can be heard through the speaker.



- Output Power (RMS): 28W
- BT Version: 4.2
- Driver Size: 6.5 Inch
- Supported USB/SD memory size: 32GB
- Supported Audio formats: MP3
- Playback time: 2.5 hrs
- Product Dimension (W x D x H): 260 x 235 x 460 mm
- Net. Weight: 3.48kg

Package Contents

- Speaker: 1 unit
- Micro USB charging cable: 1 unit
- Audio cable: 1 unit
- Wired MIC: 1 unit
- Remote: 1 unit
- User manual: 1 unit

Thank You



www.zebronics.com