



Smart Watch with BT Calling
UNBEATABLE²



User Manual

www.zebronics.com

Dear Customer,

Thank you for purchasing **ZEBRONICS UNBEATABLE 2 (ZEB-FIT i3)** Smart Watch. Please read this user manual carefully before operation & save this user manual for further reference.

Disclaimer:

- *This product should not be used for medical purpose, though it may monitor the BP, SpO2, Heart rate.*
- *Use 5VDC 2A adapters only.*
- *Kindly approach Zebronics service centers for service or warranty. Please refer to the following link for service center details:*

<https://zebronics.com/pages/service-centres>

Features

- Heart Rate, SpO2 & BP Monitor
- Step/Calorie/Distance
- Sleep Monitor
- Color Display
- Customizable Watch face
- Call Function (Via BT)
- Call, SMS and Third Party App Message Notification
- Camera & Music Control
- Wrist Sense
- 100+ Sport Modes
- Weather Forecast
- IP67 Water Proof

- Brightness Adjustment
- 10 Built-in Watch Face
- 5 Menu UI
- 5 Days Data Storage
- 2 Built-in Games
- Meditative Breathing

Specifications:

Support	: iOS 9.0 & Above / Android 5.0 & Above*
Vibration	: Yes
Water Resistant	: IP67
Screen Size & Type	: 4.97cm(1.96in), TFT color display
Bluetooth	: v5.1 + v3.0
Control	: Capacitive touch screen & 1 button on the Right side
Data Storage	: 5 Days
Battery	: 260mAh, Built-in rechargeable
Standby Time	: 25 days
Charge Time	: 1.5 - 2.5 h
Strap	: Silicone
Product Dimensions	
Core (W x D x H)	: 4.78 x 3.95 x 1.08 cm
Strap (L x B)	
Long strap	: 12 x 2.2 cm
Short strap	: 9.5 x 2.2 cm
Net Weight	: 45g

Package contents:

Smart Watch : 1 U

Charging Cable : 1 U

QR code guide : 1 U

Product Representation



Charging process:

Use a 5V DC power adapter / charger to charge the **UNBEATABLE 2 (ZEB-FIT i3)** smart watch with the charging cable provided inside the package. Kindly ensure to charge the device fully before using it for the first time.

To power ON the smartwatch, press the Side button for a few seconds.

Usage instructions:

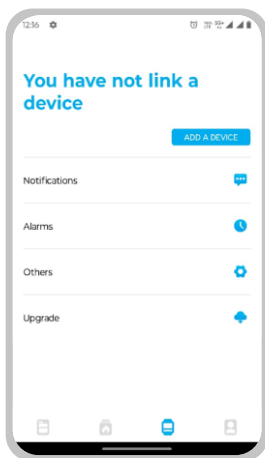
1. Installing ZEB-FIT 20 SERIES app:

Download the app by scanning the QR code or search for the name **ZEB-FIT 20 SERIES** in the play store / app store. Once installed, follow the steps directed by the app interface.

Note: Your device must support Android 5.0 / iOS 9.0 (or above)

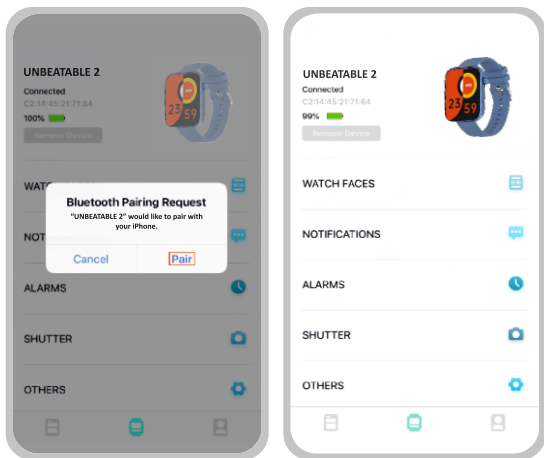
2. Connecting UNBEATABLE 2 (ZEB-FIT i3) smart watch to the app:

Click on 'Add device' option in the **ZEB-FIT 20 SERIES** app home page.



Select the device name **UNBEATABLE 2** from the scanned name list.

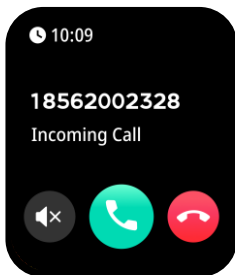
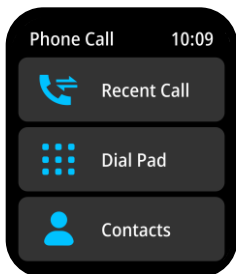
While pairing, iOS devices display a BT pairing requested which must be given 'Pair' to confirm and proceed. Android devices get connected directly.



Connection successful.

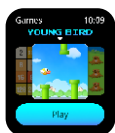
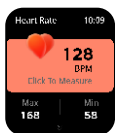

3. Call function (via BT) - connection and usage:

- Enable the secondary BT from the watch settings Phone:OFF > Phone:ON
- Now open your smart phone's BT menu and scan for nearby devices.
- Connect to the device name **UNBEATABLE 2** (these steps apply for both Android and iOS smart phones)
- Once connected, you can now use the watch dialer option and voice call function (via BT)



4. Display and interface of UNBEATABLE 2 (ZEB-FIT i3) smart watch:

Once the device is powered ON and connected to the smart phone, the following are the display interface images which can be seen in **UNBEATABLE 2 (ZEB-FIT i3)** smartwatch.



5. Disconnecting process:

For Android based smart phones, the smart watch can be disconnected directly from the **ZEB – FIT 20 SERIES** app interface by simply clicking on the remove option.

For iOS devices, once the above step is done, kindly ensure the fitness watch name is disconnected from the BT menu of the iOS device.

***Note:** Do not use the fitness watch in the water with temperatures above 42°C. For any repairs please take the smart watch to the authorised service center.*

<https://zebronics.com/pages/service-centres>

ISO 9001:2015 Certified Company
www.zebronics.com

