




Power Bank
EnergiPod10MR1



User Manual

www.zebronics.com

Thank you for purchasing the **ZEB-EnergiPod 10MR1** Power bank. Please read this user manual carefully before operation and save it for future reference.

Note:

- Avoid the usage of this product at high temperature and high humidity environments.
- Avoid the self-disassembling of the product or it will result in voiding the Product's warranty.
- Please charge the product with a power adapter output rated Type-C (Please refer to the specification).

Caution: *There is a risk of explosion if the product is disposed in the fire.*

To know more about Terms and conditions for warranty policy, please visit

<https://zebronics.com/pages/warranty-policy>

Features:

- ◆ 22.5 W Max. Output
- ◆ USB Output Port
- ◆ Rapid Charge
- ◆ Mobile/Tablet Compatible
- ◆ PD 3.0 Type C Input and Output Port
- ◆ Over Charge Protection
- ◆ Overload Protection
- ◆ Short Circuit Protection
- ◆ Metal Body
- ◆ Sleek and stylish body
- ◆ LED indicator

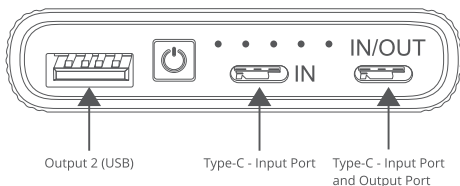
Specifications:

Battery Capacity	: 10000mAh
Type -C Input Ports	: DC 5V/3A, 9V/2A, 12V/1.5A
Output 1 (Type C2)	: DC 5V/3A, 9V/2.22A, 12V/1.67A, 5~11V/2A PPS
Output 2 (USB)	: DC 5V/3A, 9V/2A, 12V/1.85A (22.5 W max. output)
No. of Output port	: 1 USB + 1 Type C Port
Charging Time	: 3 hours Approx
Product Dimension	: 6.6 x 1.6 x 14 cm (W x D x H)
Net Weight	: 249.5 g

Package Contents :

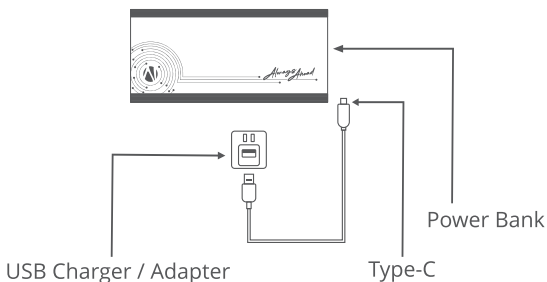
Power Bank	: 1 U
Charging Cable	: 1 U
QR Code Guide	: 1 U

Port Descriptions :



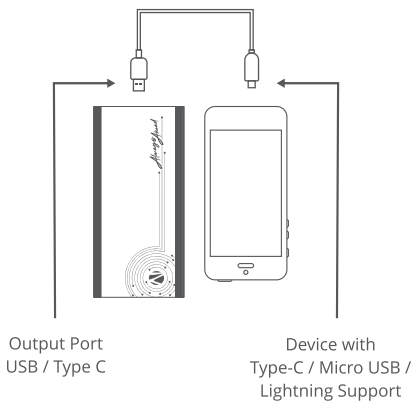
Charging Instructions :

- Connect the Type C end of the charging cable to the power bank and the USB end to the charger.



Charging your Device with the Power Bank :

- Connect the Type-C / Micro USB / Lightning end of the charging cable to the device and the USB / Type-C end to the output ports of the power bank.



Note: Simultaneous Usage of the power bank output provides standard 5V DC output.

ISO 9001:2015 Certified Company
www.zebronics.com