




Power Bank
ENERGIPOD10R1



User Manual

www.zebronics.com

Thank you for purchasing the **ZEB-ENERGIPOD 10R1** Power bank. Please read this user manual carefully before operation and save it for future reference.

Note:

- *Avoid the usage of this product at high-temperature and high-humidity environments.*
- *Avoid the self-disassembling of the product or it will result in voiding the Product's warranty.*
- *Please charge the product with a power adapter output rated TYPE-C (please refer to the specification).*

Caution: *There is a risk of explosion if the product is disposed in the fire.*

To know more about Terms and conditions for warranty policy, please visit

<https://zebronics.com/pages/warranty-policy>

Features:

22.5W (Max.) Output

Rapid Charge

LED Percentage Display

Mobile/Tablet Compatible

PD 3.0 Type C Input & Output Port

Over Charge Protection

Overload Protection

Short Circuit Protection

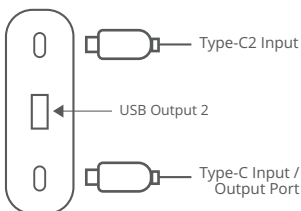
Specifications:

Battery Capacity	: 10000mAh
Type-C1 Input	: DC 5V/3A, 9V/2A, 12V/1.5A
Type-C2 Input	: DC 5V/2.4A
Output 1 (TYPE C)	: DC 5V/3A, 9V/2.22A, 12V/1.67A, 3.3~11V/2A PPS
Output 2 (USB)	: DC 5V/3A, 9V/2A, 12V/1.85A
No.of Output port	: 2
Charging Time	: 3h, 26 Mins approx
Product Dimension (W x D x H)	: 6.7 x 1.7 x 13.8 cm
Net Weight	: 207 g
Country of Origin	: Made in India

Package Contents:

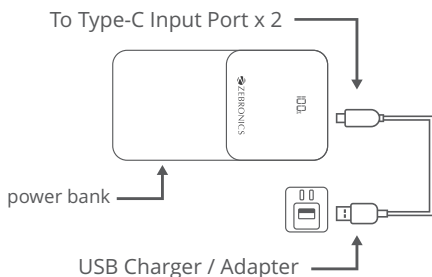
Power Bank	: 1 U
Charging Cable	: 1 U
QR Code Guide	: 1 U

Product Description :

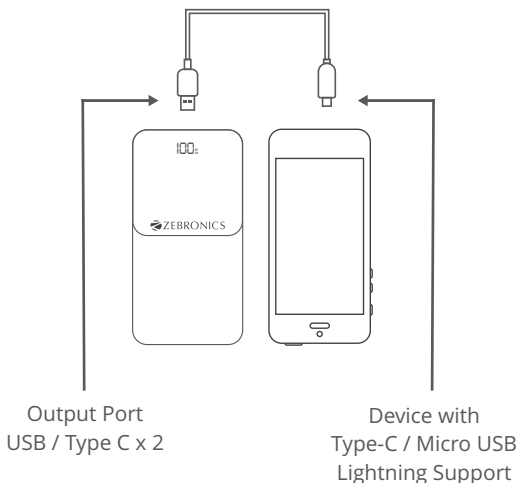


Charging the Power Bank :

- Connect the Type C end of the charging cable to the power bank and the USB end to the charger, Or can charge through Built in USB cable.



Charging your Device with the Power Bank :



- Connect the Type C/USB end of the charging cable to the device and the USB/Type C end to the output ports of the power bank.

ISO 9001:2015 Certified Company
www.zebronics.com

