



Power Bank  
**EnergiPod 20R2**  
ZEB

ZEBRONICS

## User Manual

[www.zebronics.com](http://www.zebronics.com)

Thank you for purchasing **ZEB-ENERGIPOD 20R2** power bank. Please read this user manual carefully and keep it for future reference.

**Note:**

- Avoid the usage of this product at high-temperature and high-humidity environments.
- Avoid the self-disassembling of the product or it will result in voiding the Product's warranty.
- Please charge the product with a power adapter output rated TYPE-C (please refer to the specification).

**Caution:** There is a risk of explosion if the product is disposed in the fire

To know more about Terms and conditions for warranty policy, please visit

<https://zebronics.com/pages/warranty-policy>

**Features:**

- 22.5W Max Output
- Rapid Charging
- LED Percentage Display
- Mobile/Tablet Compatible
- Type C Input & Output
- Over Charge Protection
- Overload Protection

- Short Circuit Protection
- Attached output cables

### **Specifications:**

Battery Capacity : 20000mAh

TYPE C Input : DC 5V/3A, 9V/2A,12V/1.5A

USB Input : DC 5V/2A

Output 1 (USB Port): DC 5V/3A, 9V/2A,12V/1.85A

Output 2

(Type-C Port) : DC 5V/3A, 9V/2.22A,  
12V/1.67A

Output 3

(TYPE C cable) : DC 5V/3A, 9V/2A,12V/1.85A

Output 4

(Micro USB cable) : DC 5V/2.4A

Output 5

(Lightning cable) : DC 5V/2.4A

No.of Inputs : 2

No.of Outputs : 5

Charging Time : 3h, 26 Mins approx

Product Dimension

(W x D x H) : 6.7 x 3.3 x 14.8 in cm

Net Weight : 410 g

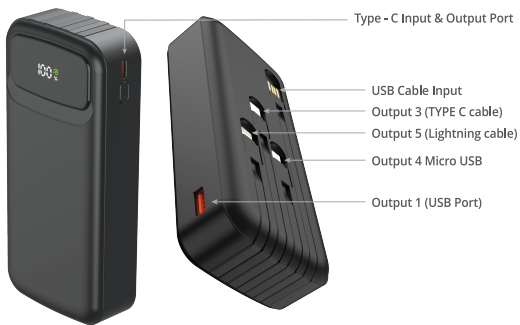
### **Package Contents :**

Power Bank : 1 U

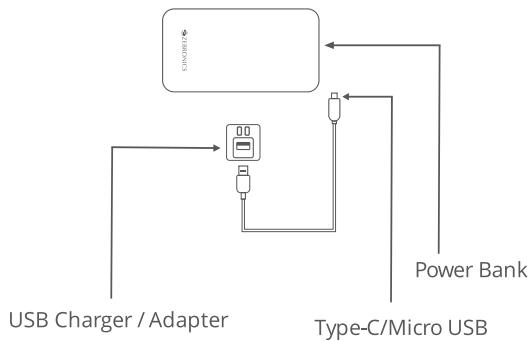
Charging cable : 1 U

QR Code Guide : 1 U

**Ports :**



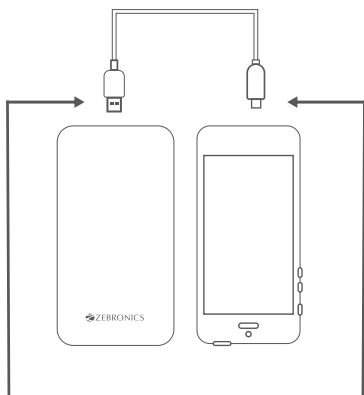
**Charging the Power Bank :**



- Connect the Type C end of the charging cable to the power bank and the USB end to the charger. Or can charge through Built in USB cable.



## Charging your Device with the Power Bank :



Output Port  
USB / Type-C x 2

Device with  
Type-C/Micro USB  
Lightning Support

- Connect the Type C/micro USB end of the charging cable to the device and the USB/Type C end to the output ports of the power bank.
- Connect the Type C/ USB end of the charging cable to the device and the USB/Type C end to the output ports of the power bank.

ISO 9001:2015 Certified Company  
[www.zebronics.com](http://www.zebronics.com)