



ZEB — POWER BANK
**Energi
Tank** 20MR1

User Manual

www.zebronoics.com

Thank you for purchasing the **ZEB-EnergiTank 20MR1** power bank. Please read this user manual carefully before operation and save it for future reference.

Note:

- Avoid the usage of this product at high-temperature and high-humidity environments.
- Avoid the self-disassembling of the product or it will result in voiding the Product's warranty.
- Please charge the product with a power adapter output rated 5V/3A, 9V/2A, 12V/1.5A

Caution: There is a risk of explosion if the product is disposed in the fire.

To know more about Terms and conditions for warranty policy, please visit

<https://zebronics.com/pages/warranty-policy>

Features:

22.5 W Max. Output

USB Output Port

Rapid Charge

Mobile/Tablet Compatible

PD 3.0 Type C Input and Output Port

Over Charge Protection

Overload Protection

Short Circuit Protection
Metal Body
Sleek and stylish body
LED indicator

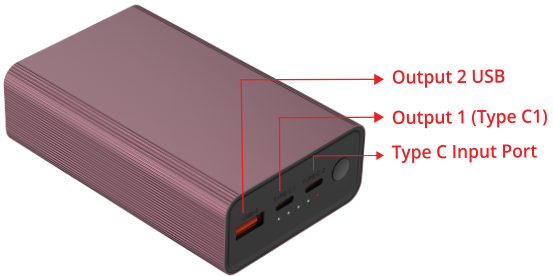
Specifications:

Battery Capacity	: 20000mAh
Type-C Input	: DC 5V/3A, 9V/2A, 12V/1.5A
Output 1 (Type -C port)	: DC 5V/3A, 9V/2.22A, 12V/1.67A, 5~11V/2A PPS
No.of Output Port	: 2
Charging Time	: 6 hours Approx
Product Dimension (W x D x H)	: 6.7 x 3.2 x 10.4 cm
Net Weight	: 196g

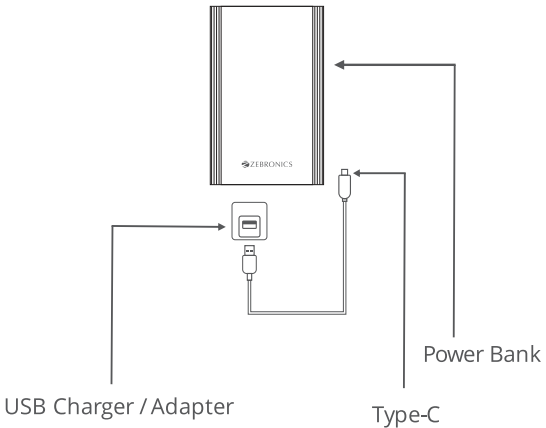
Package Contents :

Power Bank	: 1 U
Charging cable	: 1 U
QR Code Guide	: 1 U

Ports :

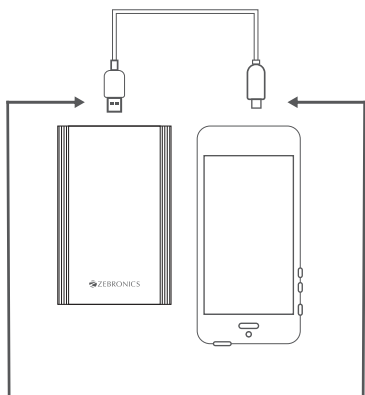


Charging the Power Bank :



- Connect the Type C end of the charging cable to the power bank and the USB end to the charger. Or can charge through Built in USB cable.

Charging your Device with the Power Bank



Output Port USB /
Type C x 2

Device with
Type-C/Micro USB
Lightning Support

- Connect the Type C/USB end of the charging cable to the device and the USB/Type C end to the output ports of the power bank.

ISO 9001:2015 Certified Company
www.zebronics.com