



Power Bank  
**MB20000R7<sup>Pro</sup>**



## User Manual

[www.zebronics.com](http://www.zebronics.com)

Thank you for purchasing the **ZEB-MB20000R7 Pro** Power Bank. Please read this user manual carefully before operation and save it for future reference.

**Note:**

- Avoid the usage of this product at high-temperature and high-humidity environments.
- Avoid the self-disassembling of the product or it will result in voiding the Product's warranty.
- Please charge the product with rated (DC 5V/2A) power Charger/Adapter.

**Caution:**

There is a risk of explosion if the product is disposed of in the fire.

To know more about Terms and conditions for warranty policy, please visit

<https://zebrionics.com/pages/warranty-policy>

**Features:**

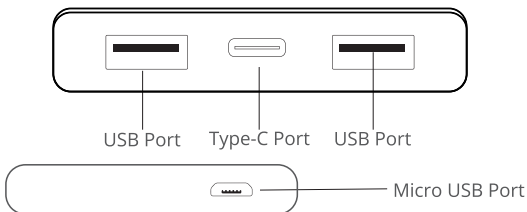
Dual USB Output  
LED Percentage Display  
Mobile/Tablet Compatible  
Type C & Micro USB Input  
Over Charge Protection  
Overload Protection  
10W Max. Output  
Short Circuit Protection

Battery capacity	: 20000mAh
TYPE C Input	: DC 5V/2A
Micro USB Input	: DC 5V/2A
Output 1	: DC 5V/2A
Output 2	: DC 5V/2A (10W max. output)
No.of Output port	: USB x 2
Charging Time	: approx. 10h (with 5V Type-C)
Product Dimension (W x D x H)	: 7 x 2.9 x 14.27 cm
Net. weight	: 410g

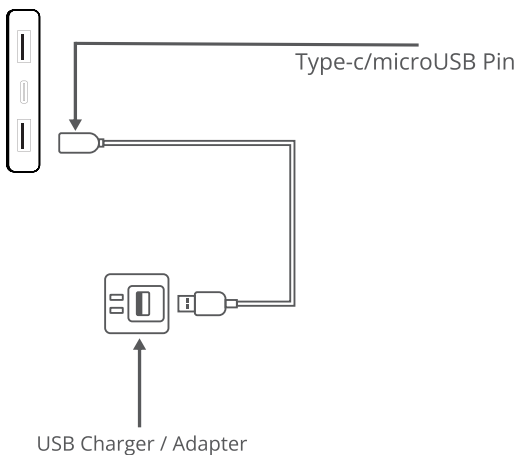
### **Package contents :**

Power bank	: 1 U
Charging cable	: 1 U
QR Code guide	: 1 U

## Ports :-



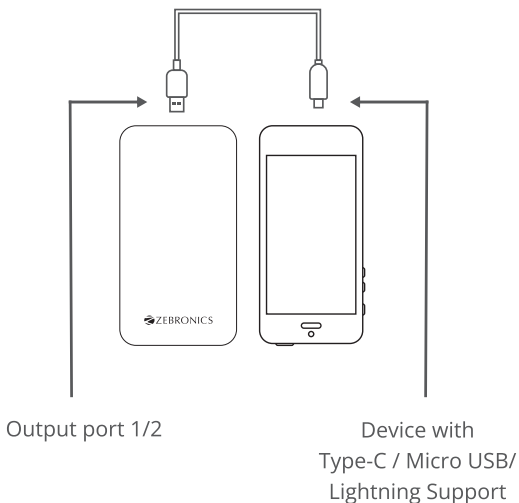
## POWER BANK CHARGING INSTRUCTION



Connect the Type-C/microUSB end of the charging cable to the power bank and the end to the charger or adapter

*Note: Please charge the power Bank with rated DC 5V/2A power adapter/charger.*

## Charging your Device with the Power Bank :-



Connect your device with the Type C connector /Micro USB connector or lightning end of the cable and connect the other end of the cable to the power bank USB output port.

**ISO 9001:2015 Certified Company**  
**[www.zebronics.com](http://www.zebronics.com)**