




ZEB Power Bank  
**ME10000PD** *Plus*



## User Manual

[www.zebronics.com](http://www.zebronics.com)

Thank you for purchasing **ZEB-ME10000PD PLUS** power bank. Please read this user manual carefully before operation & save this user manual for future reference.

**Note:**

- Avoid the use of this product at the high-temperature and high humidity environment.
- Avoid self-disassembling of product, as it will result in the failure of warranty.
- Please charge the product with a power adapter output rated DC 5V/2.1A.

**Caution :**

May explode if disposed off in fire.

**Features :**

Dual Output  
Percentage LED Indicator  
Mobile/Tablet Compatible  
Type C & Micro USB Input  
Over Charge Protection  
Overload Protection  
Short Circuit Protection  
Dotted Texture finish

**Specifications :**

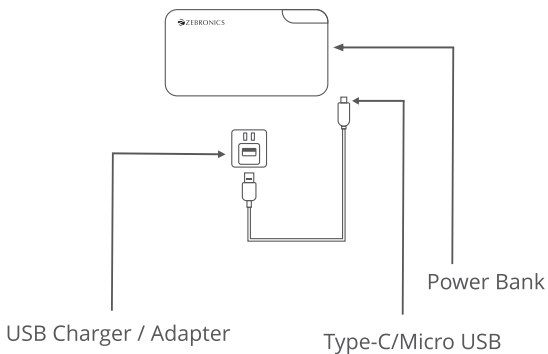
Batt. capacity : 10000mAh  
Input : DC 5V/2.1A  
Output 1 : DC 5V/2.1A  
Output 2 : DC 5V/2.1A (total 2.1A max.)

No. of output port : 2  
Charging time : 5-6h  
Product dimension : 69x16 x 141 mm  
(W x D x H)  
Net. weight : 223g

### **Package contents :**

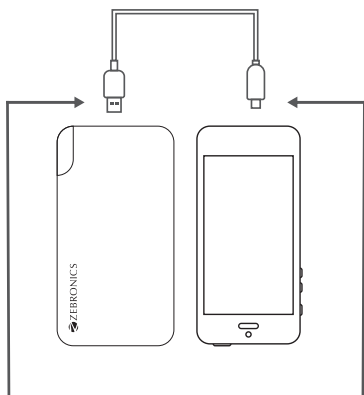
Power bank : 1 U  
Charging cable : 1 U  
QR Code Guide : 1 U

### **Charging the Power Bank :**



- Connect the Type C/micro USB end of the charging cable to the power bank and the USB end to the charger / adapter with a DC 5V output.

## Charging your Device with the Power Bank:



Output Port 1/2

Device with  
Type-C/Micro USB  
Support

- Connect the Type C/micro USB / Lightning end of the charging cable to the device and the USB end to the output ports of power bank.
- You may connect two different devices at the same time in order to charge them simultaneously.

**ISO 9001:2015 Certified Company**  
**[www.zebronics.com](http://www.zebronics.com)**