

 ZEBRONICS

Power Bank  
ZEB **MW62**



**User Manual**

[www.zebronics.com](http://www.zebronics.com)

Thank you for purchasing **ZEB-MW62** power bank. Please read this user manual carefully before operation & save this user manual for future reference.

**Note:**

- *Avoid the use of this product in high-temperature and high-humidity environments.*
- *Please charge the product with rated (DC 5V/3A, DC 9V/2A) Type C power adapter.*
- *Avoid the self-disassembling of the product or it results in voiding the Product's warranty.*
- *To know more about Terms and conditions for warranty policy, please visit*

<https://zebronics.com/pages/warranty-policy>

**Caution :** *There is a risk of explosion if the product is disposed of in the fire.*

**Features :**

22W Max. Output

15W Max. Wireless output

10000 mAh

Rapid Charge

LED Indicator

Type C Input & PD Output

USB Output

Built-in protections

Built-in Wireless Charging Pad

Built-in foldable stand

Compact design

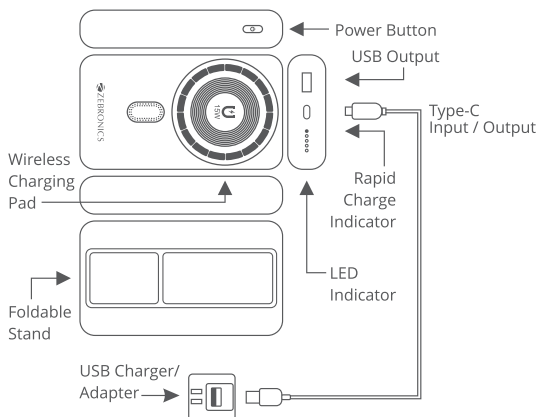
## Specifications:

Battery Capacity	: 10000mAh
Type-C Input	: DC 5V/3A, 9V/2A
Output 1 (USB)	: DC 5V/3A, 9V/2A, 12V/1.5A
Output 2 (Type-C)	: DC 5V/3A, 9V/2.22A, 12V/1.67A, 5~11V/2A PPS (22W Max. Output)
Wireless Charging Output	: DC 5V/1A, 7.5V/1A, 9V/1.12A, 9V/1.67A, 12V/1.25A (15W Max.)
No. of Outputs	: 1 USB + 1 Type C PD
Charging Time	: Approx. 3.5h (with 5V Type-C)
Protections	: Short circuit Overload Overcharge
Product Dimension (W x D x H)	: 7 x 11 x 2.2 cm
Net Weight	: 205g

## Package Contents

Power Bank	: 1 U
Charging Cable	: 1 U
QR Code Guide	: 1 U

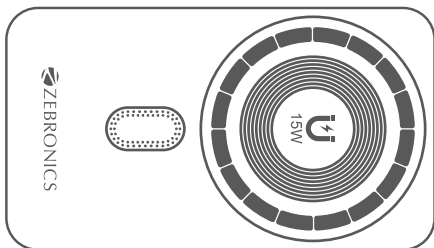
## Product Representation :



## Charging the Power Bank :

- Plug into the Type C charging port of the power bank and connect the other end USB or Type C cable to the power adapter.

## Wireless Charging Pad



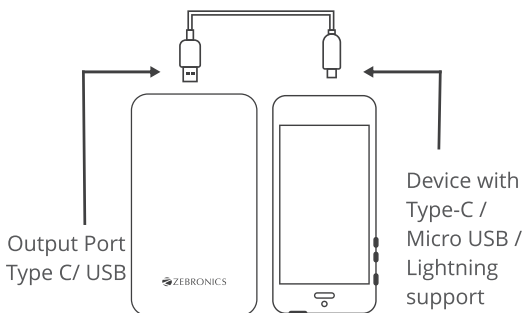
- Place the device above the wireless

charging pad of the power bank. Make sure that the mobile phone supports wireless charging. Check the above image

**Note:** Make sure no object is present in between the wireless charging device and power bank. Switch on power button before placing device on charging pad

### **Charging your Device with the Power Bank:**

- Use a dedicated Type-C, Lightning or Micro USB cable and connect the other end of the cable to the power bank output ports.



**Note :** Simultaneous Usage of the power bank output provides standard 5VDC output.

**ISO 9001:2015 Certified Company**  
**[www.zebronics.com](http://www.zebronics.com)**