




Power Bank
MINI MW65



User Manual

www.zebronics.com

Thank you for purchasing the **ZEB-MW65** power bank. Please read this user manual carefully before operation and save it for future reference.

Note:

- Avoid the usage of this product in high-temperature and high-humidity environments.
- Avoid the self-disassembling of the product, as it will result in the failure of the warranty.
- Please charge the product with a power adapter output rated Type C (DC 5V/3A, DC 9V/2A, DC 12V/1.5A)

Caution: It may explode if disposed in the fire.

Features

22.5W Max. Output

15W Max. Wireless output

10000 mAh

Rapid Charge

LED Indicator

Type C Input & PD Output

USB Output

Short Circuit, Overcharge & Overload Protection

Light weight & Compact design

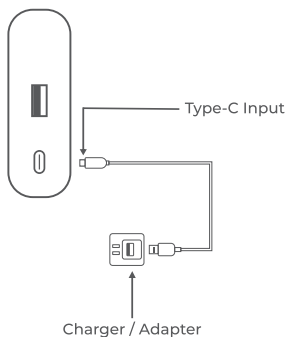
Specifications

Battery Capacity	: 10000mAh
TYPE C Input	: DC 5V/3A, 9V/2A, 12V/1.5A
Output 1 (USB)	: DC 5V/4.5A, 9V/2A,12V/1.87A
Output 2 (TYPE C)	: DC 5V/3A,9V/2.22A, 12V/1.67A, 5~11V/2A PPS (22.5W Max. output)
Wireless Charging Output	: 15W max.
No.of Output ports	: 1 USB+1 Type C PD
Charging Time	: approx. 3.5h
Protections	: Short circuit Overload Overcharge
Product Dimension (W x D x H)	: 6.9 x 1.8 x 10.7 cm
Net Weight	: 190g

Package contents :

Power bank	: 1 U
Charging cable	: 1 U
QR Code guide	: 1 U

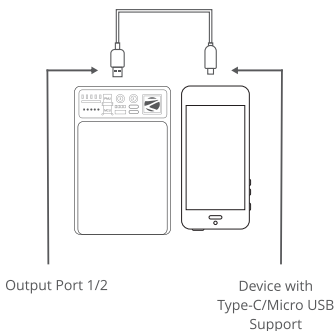
Charging instructions for Power Bank:



- Connect the Type C end of the charging cable to the power bank and the Other end to the charger or adapter

Charging your Device with the Power Bank:

- Connect the Type C / microUSB / Lightning end of the charging cable to the device and the USB / Type C end to the output ports of the power bank.



Wireless Charging:

Place the device above the wireless charging pad in rear side of the power bank. Make sure that the mobile phone supports wireless charging. Check the below image



ISO 9001:2015 Certified Company
www.zebronics.com

