



ZEBRONICS  
ALWAYS AHEAD

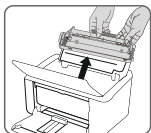
Laser Toner Cartridge  
**ZEB LPC203**



**User Manual**

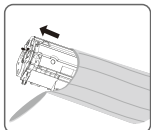
[www.zebtronics.com](http://www.zebtronics.com)

## Instructions for replacing the cartridge



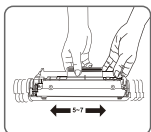
### **STEP: I**

Turn off the printer and remove the old cartridge as show in the image.



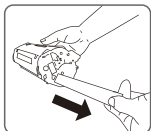
### **STEP: II**

Remove the new toner cartridge from the packaging and remove the black protection film.



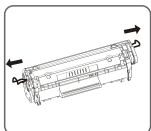
### **STEP: III**

Shake the cartridge few times as shown in the image.



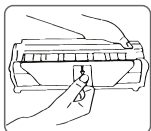
### **STEP: IV**

Carefully remove the sealing tape from the cartridge.



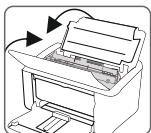
### **STEP: V**

If there are protective orange separates on the cartridge then please remove it as shown.



### **STEP: VI**

If there is protective insulation paper on the cartridge then please remove it as shown.



### **STEP: VII**

Insert the cartridge into the printer and close the printer lid.

*\*Please note that steps IV, V and VI may not applicable for all models.*

This Laser Cartridge is suitable for use in the printers listed on its packaging. Please read this Instruction Manual before use.

### **Usage :**

**1. Media Requirement :** Select appropriate media for printing. Do not use stapled paper, damaged or thick paper as it can damage the OPC and lead to poor print quality.

**2. Environment Requirement:** Optimum temperature and humidity for laser toner cartridge is 10°C - 40°C & 20 - 80% respectively. If the temperature and humidity conditions are higher or lower, then please put the printer and cartridge under recommended temperature and humidity for around 2H before installation or it may affect the print quality.

**3.** Move the OPC gears 360° in its proper direction. Rolling OPC in the incorrect direction will make the toner leak.

**4.** During the initial print process, the print quality might be pale and not proper. The printer will perform optimally after 10 continuous prints.

**5.** After a low toner warning message the printer might continue to work for 40-50 more pages but print quality might be pale.

**Suitable for use in :**


- S SL-M3320 / 3820 / 4020 / M3370 / 3870 / 4070 / M3320ND / M3370FD / M3820ND / M3820D / M3820DW / M3870FW / M3870FD / M4020ND / M4020NX / M4070FR / M4070FX / M4072FD

**Caution :**

- Always keep the cartridge and box upright.
- Store in a dry place with temperature below 40<sup>0</sup>c, avoid direct sunlight.
- Install the cartridge immediately after removing from packaging, do not touch the roller drum.
- Be careful with the toner powder. Please consult with a doctor in case of direct exposure with skin or eyes.
- Any sudden change in humidity or temperature might affect the performance of the toner cartridge.
- Recycle the empty cartridges responsibly, return back to the cartridge vendor.
- Keep away from children.



Do not dispose in fire.



*All brand names, logos and registered trademarks mentioned are property of their respective owners. The model nos mentioned here are only for reference and to show compatibility, the products is not affiliated by any other manufacturer. The product image and illustrations shown are only for reference, actual product may vary.*

**ISO 9001:2015 Certified Company**  
**[www.zebronics.com](http://www.zebronics.com)**

