



 ZEBRONICS

Wireless Headphones
ZEB **SILENCIO** 200T

User Manual

www.zebronics.com

Dear Customer,

Thank you for purchasing **ZEB-SILENCIO 200T** Wireless headphone. Please read this user manual carefully before operation & save this user manual for further reference.

Note:

- *Avoid the use of this product at the high temperature and high humidity environment.*
- *Avoid the self-disassembly of the products or it results in voiding the product's Warranty.*
- *Please charge the product with power adapter output rated voltages DC 5V.*

To know more about Terms and conditions for warranty policy, please visit

<https://zebronics.com/pages/warranty-policy>

Caution:

- *Listening at high volumes can cause hearing impairment. Please limit your usage at high volumes.*

Features:

- Hybrid Active Noise Cancellation (48dB)
- Built in 1000mAh Battery
- Touch Controls
- Up to 100h* Backup
- Rapid Charging (10min charge = 10h* use)
- Dual Mic Environmental Noise Cancellation (ENC)
- BT v6.0 | AUX
- Gaming Mode (Low Latency)

- 3 EQ Modes
 - Equalizer Mode
 - Sound Monster Mode
 - Vocal Enhance Mode
- Dual Pairing
- 40mm Neodymium Drivers
- Call Function
- Voice Assistant Support
- Soft & Comfortable Ear Cushion
- Adjustable Headband
- App Support

**at 80% Volume (ANC OFF)*

Specifications:

Model : ZEB-DUKE 5

BT version : 6.0

Wireless Range : 15 meters (Without obstacles)

Driver Size : 40mm

Speaker

Impedance : 32Ω

Noise

Cancellation : 48dB

Frequency

Response : 20Hz - 20kHz

Sensitivity : 99±3dB

Charging Time : 1.5h

Playback time : 100h*

Standby time : 100 h

Talk time
ANC OFF : 40h*
Microphone
Impedance : 1.3k Ω
Microphone
Sensitivity : -23 \pm 3db
Net. Weight : 245g

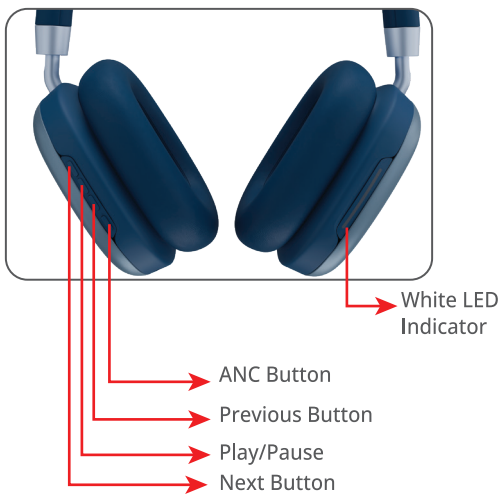
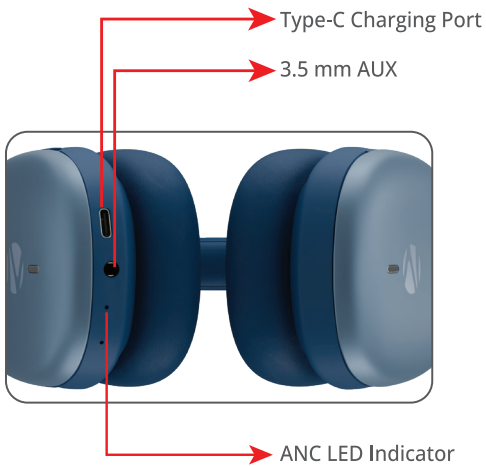
Package Contents:

Headphone : 1 U
Charging cable : 1 U
AUX cable : 1 U
QR Code Guide : 1 U

Product Representation:



Touch Controls



Button & Port Description:

Button Controls

- Long press "Play/Pause" button to power ON/OFF.
- Slide the Touch control Up to increase volume.
- Slide the Touch control Down to decrease volume.
- Single press "Play/Pause" button to answer/hang up the phone call.
- Single press "Previous Button" to move to the previous track.
- Single press "Next Button" to move to the next track.
- Triple press "Play/Pause" until you hear a single beep to activate Voice Assistant function.
- Double press "Play/Pause" button to switch between Gaming mode / Music Mode.
- Long press the "**ANC**" button to switch between the EQ mode.
- Long press "Play/Pause" button to reject the call.
- Single press "**ANC**" button to switch between ANC and Transparency mode.

Bluetooth Mode:

- The headphone enters BT mode as soon as it is powered ON.
- (Refer LED indication and make sure AUX is not connected already)
- Now search for nearby BT devices in your audio source device.
- Tap on the BT name "**ZEB-SILENCIO 200T**" to pair.

Gaming Mode (Low Latency):

- Double press the **Play/Pause** to enable gaming mode and repeat the process to enter into music mode.

Dual Pairing Mode:

- Pair the headphone with one device and do not unpair.
- Now turn off the BT on the first device and pair the headphone with the second device.
- Now you can turn on the first device and the headphone will automatically pair with the first device (if your device is compatible), else tap on **ZEB-SILENCIO 200T** in the BT settings on your first device.

Voice Assistant Support:

- When the headphone is connected with a smartphone, triple press the **Play/Pause** button to activate the phone's voice assistant function.

AUX Mode:

- Connect one end of the 3.5mm AUX cable to the headphone and connect the other end to any compatible audio source (Example: Mobile, Tablet, Laptop or Desktop Computer, etc).
- Media controls can be done via the audio source device.
- (Make sure to power on the headphone to use BT mode after removing the AUX cable)

Application Function:

For full access to the headphone exquisite features and an optimal experience, we recommend downloading its exclusive supporting APP: **ZEB-AURAL IQ.**



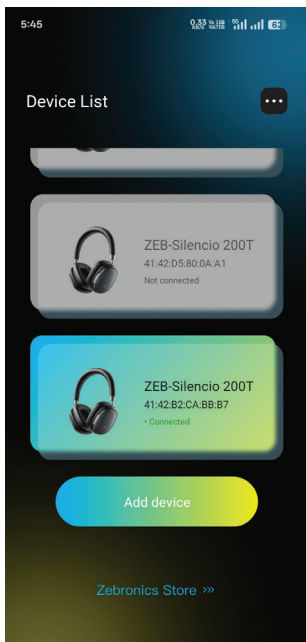
Available on iOS and Android.
Download from the
App Store or Google Play.



Scan the QR Code to download and install the APP and follow the on-screen instructions to connect the speaker to the APP. You can easily control all speaker functions and enjoy a smarter experience.

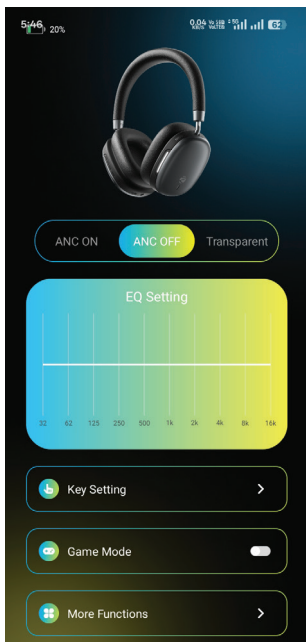
Connecting the Headphone:

Once the BT is turned on, the headphone is automatically detected by the **ZEB-AURAL IQ** App and it gets connected to the smartphone.



Application Control:

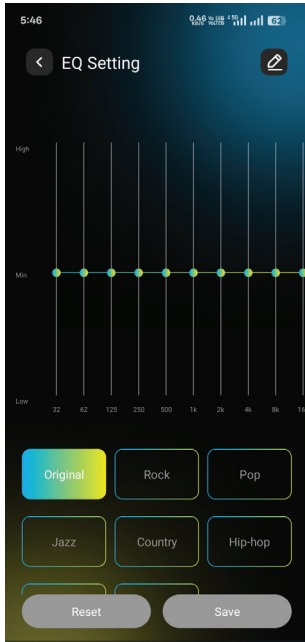
When the headphone is connected to the app, its ANC Modes, EQ Adjustment, Key Settings & more can be controlled.



Equalizer Settings:

The headphone's EQ settings allow users to adjust the audio output to their preference, offering different sound signatures for bass, treble, and overall tone.

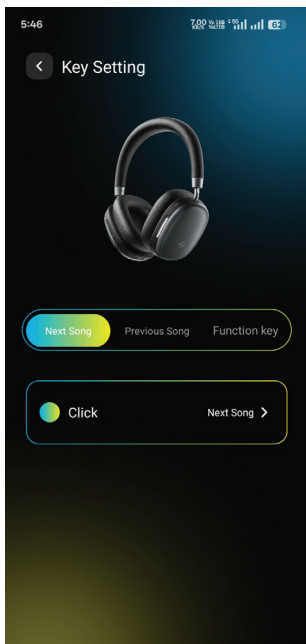
The headphone comes with preset EQ modes and also allows users to create their own custom EQ.



Key Settings:

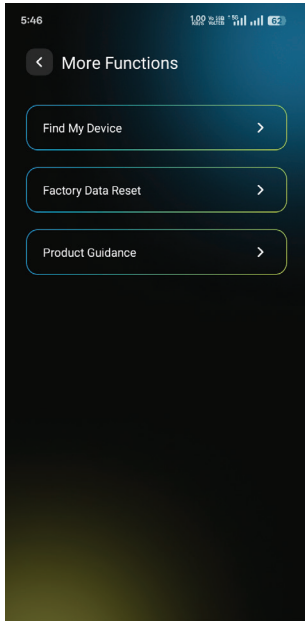
This feature provides the ability to modify and personalize the behaviour of individual keys according to your specific preferences.

Users can fine-tune key actions, assign alternative functions, and optimize the keyboard layout for enhanced usability.



More Functions:

This section offers additional tools for managing your device. Find My Device allows you to view the device's last known location, and when the headphones are connected, you can trigger a ping sound to help identify them easily. The Factory Data Reset option restores all settings, including EQ profiles and button configurations, to their original factory defaults, ensuring the product returns to its standard operating state.



LED Indication:

- Charging: White LED Indicator blinks slowly
- Full Charge: White LED Indicator glows
- Bluetooth Discover Mode: White LED Indicator blinks
- Bluetooth Connected: White LED Indicator blinks, then stops
- ANC Mode: Green LED glows

ISO 9001:2015 Certified Company
www.zebronics.com

