



Wireless Earbuds

ZEB **JIGGLE**



**User Manual**

[www.zebronics.com](http://www.zebronics.com)

**Dear Customer,**

Thank you for purchasing **ZEB-JIGGLE** (Wireless Earbuds). Please read this user manual carefully before operation & save this user manual for further reference.

**Note:**

- *Avoid the usage of this product at the high temperature and high humidity environment.*
- *Avoid the self-disassembly of the products or it results in voiding the product's Warranty.*
- *Turn off the speaker when it is not in use.*

*To know more about Terms and conditions for warranty policy, please visit*

<https://zebronics.com/pages/warranty-policy>

**Caution:**

Listening at high volumes can cause hearing impairment. Please limit your usage time at high volumes.

**Features**

Wireless stereo sound

Up to 30h\* battery life with charging case

Voice assistant Support

Splash Proof

Type-C charging

Built-In rechargeable battery

13mm Drivers

Touch Control

## Specifications

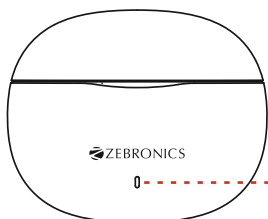
BT Version	: v5.3
Supported	
BT Profile	: HSP / SPP / A2DP / AVRCP
Drive size	: 13mm
Speaker	
impedance	: 32Ω
Playback time	: 7.5 h* (Single cycle)
Charging time	
Earphone	: 1.5 h
Case	: 1.5h
Talk time	: 3 h*
Standby time	: 60 h
Case dimension	: 5.5 x 4.4 x 2.6 cm (W x D x H)
Net. Weight	: 28g

## Package contents

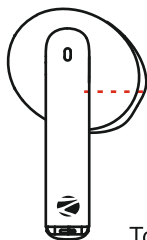
Earbuds	: 2 U
Charging Case	: 1 U
Charging Cable	: 1 U
QR Code Guide	: 1 U

*\*at 50% Volume*

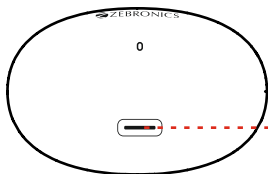
## Product Representation



LED Charging Indicator



Touch Control  
(Multi function button - MFB)



Type-C Charging Port

## **Usage Instruction:**

### **Bluetooth Pairing Instructions:**

**Step 1:** The ear buds enter pairing mode as soon as the buds taken out from the case.

**Step 2:** Both the ear buds will pair with each other within 5 seconds right after both the buds taken out from the case.

**Step 3:** Now open the phone's BT settings and pair the ear buds by tapping on the "**ZEB-JIGGLE**" in the phone's BT list.

### **Ear Buds Functions:**

- Long press the MFB for 2 seconds on the left ear bud to activate the voice assistance of your BT connected device, if your device is compatible.

- To power On the ear buds press & hold the MFB on either of the ear buds for 3 seconds

- To power Off the ear buds press & hold the MFB on either of the ear buds for 5 seconds

### **During Music Playback:**

- Single Tap the MFB once on either side of the ear bud to Play/Pause the music.

- Double Tap the MFB on the Left/Right side to Prev./Next track.

### **During Calls:**

- Single tap the MFB on either side of the ear buds to answer the call.

- Single tap the MFB on either side of the ear buds to reject the call.
- Press & Hold the MFB on either side of the earbuds for direct call reject.

## **Charging instruction:**

### **Charging the Case:**

- Connect the Type-C cable to the charging port of the charging case and connect the other end of the cable to the DC5V adapter.
- The corresponding LED indicator will blink, while the case is being charged. LED Indicator will glow constantly, while fully charged.

### **Charging the Earbuds:**

Place the ear buds in the respective slots of the charging case. Once placed in the charging case, the ear buds will charge automatically. There will be LED indication on the buds, as well as the case while charging. Once the buds fully charges the constant light goes off on the case and the buds.