



ZEBRONICS
ALWAYS AHEAD

2.1 Speaker
ZEB RAINBOW



User Manual

www.zebronics.com

Thank you for purchasing the **ZEB-RAINBOW** - 2.1 Speaker. Please read the user manual carefully before usage & save it for future reference.

Note:

- Avoid the usage of this speaker at the high temperature and high humidity environment.
- Avoid the self-disassembly of the product as it results in the failure of Warranty.

Features

- 2.1 channel speaker
- Wireless BT/USB/AUX/FM
- LED display
- Volume & Bass adjustment
- RGB Lights
- Remote control
- Wall mountable

Specifications

Output power (RMS)

Subwoofer	: 20W
Satellite	: 15 W x 2
Total	: 50 W

Driver size

Subwoofer	: 10.16 cm
Satellite	: 7.62 cm x 2

Impedance

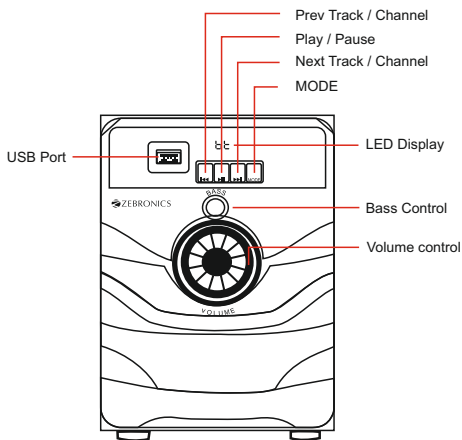
Subwoofer	: 4Ω
Satellite	: 6Ω

Frequency response	: 40Hz - 20kHz
S/N Ratio	: $\geq 80\text{dB}$
Separation	: $\geq 45\text{dB}$
File format	
support (USB)	: Mp3
Line input	: 2ch RCA
Max. supported USB	
memory size	: 32GB
FM frequency range	: 87.5 MHz-108 MHz
BT name	: ZEB-RAINBOW
BT version	: 5.0
Product dimension (W x D x H)	
Subwoofer	: 15 x 28 x 20.8 cm
Satellite	: 10.3 x 8.5 x 14.5 cm
Package Dimension (W x D x H)	
	: 31.2 x 18 x 35.6 cm
Net. weight	
Subwoofer	: 2.6 kg
Satellites	: 280 x 2 kg
Total	: 3.16 kg

Package Content

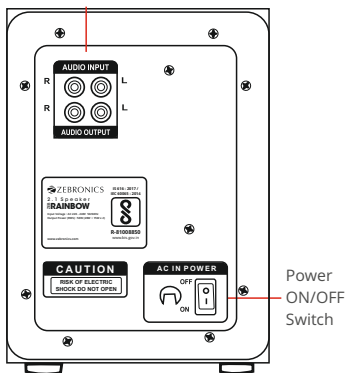
Subwoofer	: 1 U
Satellite	: 2 U
Remote	: 1 U
Input Cable	: 1 U
QR Code Guide	: 1 U

Control Panel Description




Back Panel Description

Audio Input and Output Ports



Remote Control



Power : Standby ON/OFF

Numeric Pad (0-9) : To select direct tracks from USB and to select two digits and above, by consecutively pressing

Vol+ : To increase the volume

Prev : To select the previous track in BT/USB or channels in FM mode

Vol- : To decrease the volume

RPT : To Switch between REP ALL track or REP 1 track

Mode : Mode Selection(BT/AUX/USB/FM)

EQ : Equalizer

Play/Pause : To Play / Pause for current track

Next : To select the next track in BT/USB or channels in FM mode

Mute : To Mute / Unmute for currently playing track

General Instructions

BT Mode:

Switch the speaker to BT mode, Scan for nearby BT devices in your device. Tap on **"ZEB-RAINBOW"** to connect.

USB Mode:

Insert the USB flash drive to the speaker. The speaker will detect the USB and the audio files from flash drive will be played automatically. (This mode isn't selectable on the speaker or remote control unless a USB flash drive is connected).

Ensure that your USB flash drive contains MP3 files (other file types not supported).

FM Radio:

Switch the speaker to FM mode. In FM mode, press & hold the **"Play / Pause"** button in the control panel to scan for the available FM channels. Once the scanning is done, the scanned channels will begin to play. The next button or previous button in the remote or control panel can be used to change the FM channels.

AUX-IN:

The speaker can be connected to an audio device using an RCA to 3.5mm cable. Connect the one end of the cable to the speaker and the other end to an audio source.

The tracks from the audio source can be heard through the speaker.

ISO 9001:2015 Certified Company
www.zebronics.com

