



ZEBRONICS
ALWAYS AHEAD

4.1 Speaker
ZEB **BASSO100**



User Manual

www.zebronics.com

Dear Customer,

Thank you for purchasing the **ZEB-BASSO 100** 4.1 Speaker. Please read the user manual carefully before usage & save it for future reference.

Note:

- Avoid the usage of this speaker at the high temperature and high humidity environment.
- Avoid the self-disassembly of the product as it results in the failure of Warranty.
- Please turn off the power and pull out the plug, when the speaker is not in use.

Features

4.1 Channel Speaker
Wireless BT /USB/FM/AUX
LED Display
Remote Control
11.43 cm Subwoofer Drive
RGB Ring Light
Elegant Design
Wall Mountable

Specifications

Output power (RMS)

Subwoofer	: 30W
Satellite	: 12W x 4
Total	: 78W

Driver size

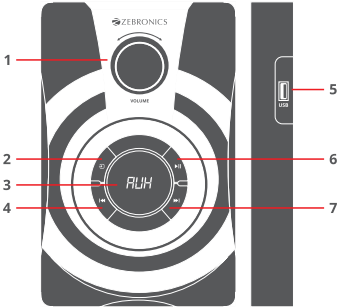
Subwoofer	: 11.43 cm x 1
-----------	----------------

Satellite	: 7.62 cm x 4
Impedance	
Subwoofer	: 4Ω
Satellite	: 4Ω
Frequency response	: 20Hz - 20kHz
S/N Ratio	: ≥55dB
Separation	: ≥35dB
File format	
support (USB)	: MP3
Line input	: 2ch RCA
Max. supported	
memory size (USB)	: 32GB
FM frequency range	: 88 MHz-108 Mhz
BT name	: ZEB-BASSO 100 4.1
BT version	: 5.1
Product dimension (W x D x H)	
Subwoofer	: 160 x 300 x 260 mm
Satellite	: 105 x 90 x 205 mm
Net. weight	
Subwoofer	: 3.495 Kg
Satellite	: 535 g x 4
Total	: 5.6 Kg

Package Content

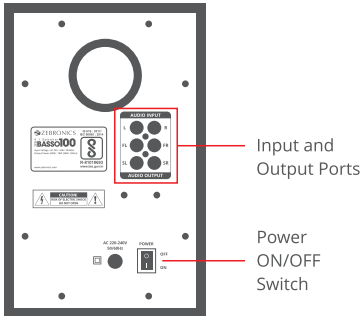
Subwoofer	: 1 U
Satellite	: 4 U
Input cable	: 1 U
Remote	: 1 U
QR code guide	: 1 U

Control Description

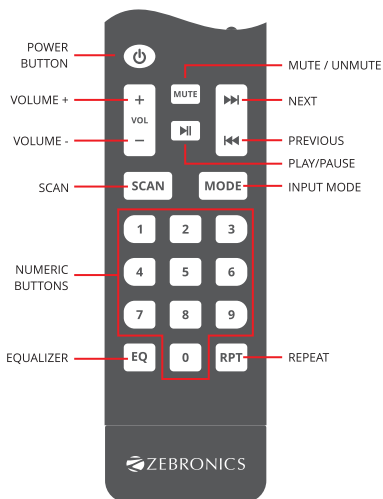


1. VOLUME / BASS / TREBLE CONTROL KNOB
Volume Control : To adjust volume level
BASS Control : To adjust Bass level
Treble Control : To adjust Treble level
2. INPUT MODE (AUX/BT/FM/USB)
3. LED DISPLAY
4. PREV / FM CHANNEL-
5. USB PORT
6. PLAY / PAUSE / SCAN
7. NEXT / FM CHANNEL+

Back Panel



Remote Control



Power : standby ON/OFF

Numeric Pad (0-9) : To select particular track from USB drive directly or to enter FM Channel frequency directly

Vol+ : To increase the volume

Prev : To select the previous tracks in BT/USB or to Tune in FM mode

Vol- : To decrease the volume

RPT : To Switch between available repeat modes

Scan : To scan all FM channels available

Mode : Mode Selection (BT/AUX/USB/FM)

EQ : Short press to control BASS and short Press again to control TREBLE. Long Press to use Equalizer

Play/Pause To Play / Pause the current track. To switch next channel in FM mode

Next : To select the next tracks in BT/USB or to Tune in FM mode

Mute To Mute / Unmute

General Instructions

BT Mode:

Switch the source to BT mode, scan for nearby BT devices on your device. Tap on **“ZEB-BASSO 100 4.1”** to connect.

USB Mode:

Insert the USB drive to the slot provided on the subwoofer. It will detect the USB and the audio files from drive will be played automatically.

FM Radio:

Switch the source to FM mode. Press the scan button in the remote or control Panel to scan the available FM channels. Once the scanning is done, the first scanned channel will begin to play. Use **“Play/Pause”** button to go to next channel.

AUX-IN:

The device can be connected to an audio device using an 2 Channel RCA to 3.5mm cable. Connect the one end of the cable to the speaker and the other end to an audio source. The songs from the audio source can be heard through the speaker.

ISO 9001:2015 Certified Company

www.zebronics.com

