



ZEBRONICS
ALWAYS AHEAD

4 . 1 S p e a k e r
ZEB BT3490UCF



User Manual

www.zebronics.com

Thank you for purchasing the **ZEB-BT3490UCF** - 4.1 Speaker. Please read the user manual carefully before usage & save it for future reference.

Note:

- Avoid the usage of this speaker at the high temperature and high humidity environment.
- Avoid the self-disassembly of the product as it results in the failure of Warranty.

Features

- 4.1 channel speaker
- Wireless BT v5.0/USB/AUX/FM
- LED display
- Remote control
- Volume, Bass & Treble control
- Front firing woofer

Specifications

Output power (RMS)

Subwoofer	: 30W
Satellite	: 10W x 4
Total	: 70W

Driver size

Subwoofer	: 11.43 cm
Satellite	: 7.62 cm x 4

Impedance

Subwoofer	: 4Ω
Satellite	: 4Ω

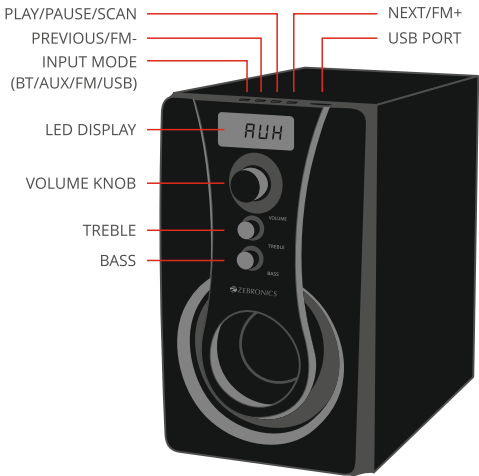
Frequency response : 20Hz - 20kHz

S/N Ratio	: $\geq 68\text{dB}$
Separation	: $\geq 45\text{dB}$
File format support (USB)	: MP3
Line input	: 2ch RCA
Max. supported USB memory size	: 32GB
FM frequency range	: 88 MHz-108 MHz
BT name	: ZEB-BT3490RUCF
BT version	: 5.0
Product dimension (W x D x H)	
Subwoofer	: 150 x 270 x 260 mm
Satellite	: 95 x 100 x 150 mm
Net. weight	
Subwoofer	: 2.85 kg
Satellites	: 400 g x 4
Total	: 4.45 kg

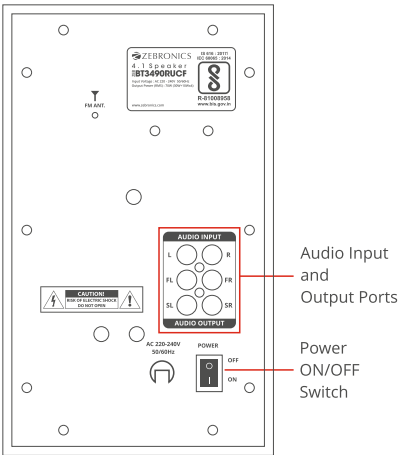
Package Content

Subwoofer	: 1 U
Satellite	: 4 U
Remote	: 1 U
Input Cable	: 1 U
QR Code Guide	: 1 U

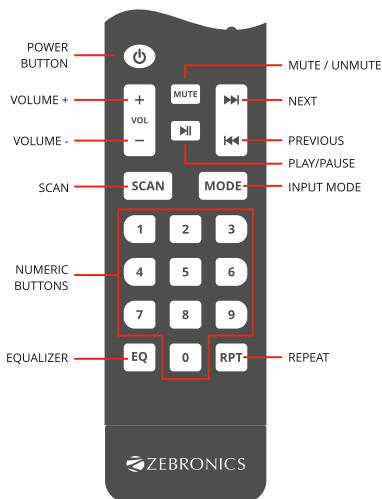
Control Panel Description



Back Panel Description



Remote Control



Power : standby ON/OFF

Numeric Pad(0-9) : To select particular track from USB drive directly or to enter FM Channel frequency directly

Vol+ : To increase the volume

Prev : To select the previous tracks in BT/USB or to Tune in FM mode

Vol- : To decrease the volume

RPT : To Switch between available repeat modes

Scan : To scan all FM channels available

Mode : Mode Selection (BT/AUX/USB/FM)

EQ : Equalizer

Play/Pause To Play / Pause the current track. To switch next channel in FM mode

Next : To select the next tracks in BT/USB or to Tune in FM mode

Mute To Mute / Unmute

General Instructions

BT Mode: Switch the speaker to BT mode, Scan for nearby BT devices in your device. Tap on "**ZEB-BT3490RUCF**" to connect.

USB Mode: Insert the USB drive to the slot provided on the sub woofer. It will detect the USB and the audio files from USB will be played automatically.

FM Radio: Switch the source to FM mode. Press the **SCAN** button in the remote to scan for the available FM channels or Long press the **Play/Pause** button in the subwoofer to scan for the available FM channels. Once the scanning is done, the first scanned channel will begin to play. The **Play/Pause** button on the remote or the **Next/Previous** button on the subwoofer can be used to switch channel.

AUX-IN: The device can be connected to an audio device using an RCA to 3.5mm cable. Connect the one end of the cable to the speaker and the other end to an audio source. The songs from the audio source can be heard through the speaker.

ISO 9001:2015 Certified Company
www.zebronics.com

