



ZEBRONICS
ALWAYS AHEAD

4.1 Speaker
ZEB INDIE100



User Manual

www.zebronics.com

Dear Customer,

Thank you for purchasing the **ZEB-INDIE 100** 4.1 Speaker. Please read the user manual carefully before usage & save it for future reference.

Note:

- Avoid the usage of this speaker at the high temperature and high humidity environment.
- Avoid the self-disassembly of the product as it results in the failure of Warranty.
- Please turn off the power and pull out the plug, when the speaker is not in use.

Features

4.1 Channel Speaker

Wireless BT/USB/AUX/FM/SD

LED Display

Volume, Treble & Bass adjustment

Multi-color LED

Remote Control

LED on satellites

Specifications

Output power (RMS)

Subwoofer : 45W

Satellite : 15W x 4

Total : 105W

Driver size

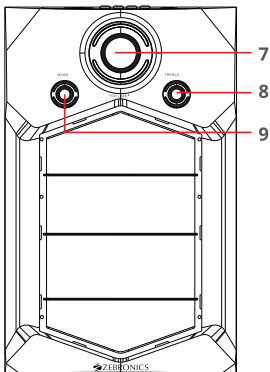
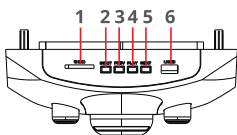
Subwoofer : 16.51 cm

Satellite	: 7.62 cm x 4
Impedance	
Subwoofer	: 8Ω
Satellite	: 4Ω
Frequency response	: 40Hz - 20kHz
S/N Ratio	: ≥72dB
Separation	: ≥45dB
File format	
support (USB/SD)	: MP3
Line input	: 2ch RCA
Max. supported	
memory size (USB)	: 32GB
FM frequency range	: 87 MHz-108 Mhz
BT name	: ZEB-INDIE 100_4.1
BT version	: 5.0
Product dimension (W x D x H)	
Subwoofer	: 21.5 x 34.7 x 32.5 cm
Satellite	: 11.5 x 10.4 x 32.3 cm
Net. weight	
Subwoofer	: 5.05 Kg
Satellite	: 750 g x 4
Total	: 8.05 Kg

Package Content

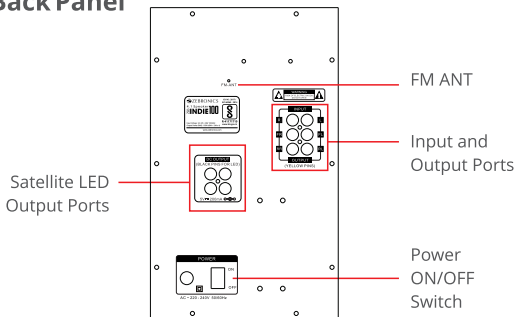
Subwoofer	: 1 U
Satellite	: 4 U
Input cable	: 1 U
Remote	: 1 U
QR code guide	: 1 U

Control Description

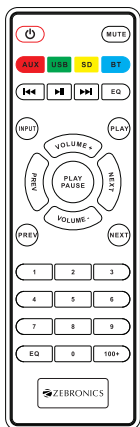


1. SD CARD SLOT
2. INPUT MODE (AUX/BT/FM/USB/SD)
3. PREV / FM CHANNEL-
4. PLAY / PAUSE / SCAN
5. NEXT / FM CHANNEL+
6. USB PORT
7. VOLUME CONTROL KNOB
8. TREBLE +/-
9. BASS +/-

Back Panel



Remote Control



INPUT : Input Mode (AUX/BT/USB/SD/FM)

PREV : Previous track in BT, USB & SD Card modes, previous FM station in FM mode.

PLAY/PAUSE : Play & pause in BT, USB & SD Card modes, Mute/Unmute in AUX & FM modes, Long press for auto searching - FM station in FM mode.

NEXT : Next track in BT, USB & SD Card mode, Next FM station in FM mode.

AUX: AUX input

USB: USB input

SD: SD input

BT: BT input

Numeric Pad (0-9) : 0 TO 9 button is the selection key to select the tracks in the USB and SD Card

100+ : This is used to select track when more than hundred tracks in your USB/SD Card.

EQ : Equalizer presets in USB & SD/MMC modes. PASS/POP/ROCK/JAZZ/CLASS/COUN.

- VOLUME+ : Volume level increase & decrease

General Instructions

BT Mode:

Switch the source to BT mode, scan for nearby BT devices on your device. Tap on **“ZEB-INDIE100”** to connect.

USB/SD Mode:

Insert the USB drive / SD Card to the slot provided on the subwoofer. It will detect the USB / SD Card and the audio files from drive will be played automatically.

FM Radio:

Switch the source to FM mode. Press the scan button in the remote or control Panel to scan the available FM channels. Once the scanning is done, the first scanned channel will begin to play. Use **“Play/Pause”** button to go to next channel.

AUX-IN:

The device can be connected to an audio device using an 2 Channel RCA to 3.5mm cable. Connect the one end of the cable to the speaker and the other end to an audio source. The songs from the audio source can be heard through the speaker.

ISO 9001:2015 Certified Company

www.zebronics.com

