



**ZEBRONICS**  
ALWAYS AHEAD

4.1 Speaker  
**UDAAN 4**



## User Manual

[www.zebronics.com](http://www.zebronics.com)

Thank you for purchasing the **ZEB-UDAAN 4** - 4.1 Speaker. Please read the user manual carefully before usage & save it for future reference.

### **Note:**

- *Avoid the usage of this product at the high temperature and high humidity environment.*
- *Avoid the self-disassembly of the products or it results in the voiding the product's Warranty.*
- *Turn off the speaker when the speaker is not in use.*
- *To know more about Terms and conditions for warranty policy, please visit*

<https://zebronics.com/pages/warranty-policy>

### **Features**

- 4.1 channel speaker
- Wireless BT/USB/AUX/FM
- LED display
- Synchronized multi color dancing LED with on/off switch
- Remote control
- Volume, Bass & Treble adjustment
- Wall mountable

### **Specifications**

Output power (RMS)

Subwoofer : 20W

Satellite : 10W x 4

Total : 60W

Driver size

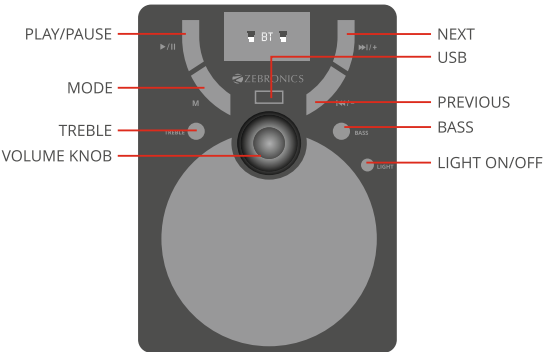
Subwoofer : 10.16 cm

Satellite	: 7.62 cm x 4
Impedance	
Subwoofer	: 4Ω
Satellite	: 4Ω
Frequency response	: 40Hz - 20kHz
S/N Ratio	: ≥ 80dB
Separation	: ≥ 45dB
File format	
support (USB)	: MP3
Line input	: 2ch RCA
Max. supported USB	
memory size	: 32GB
FM frequency range	: 87.5 MHz-108 MHz
BT name	: Zebronics
BT version	: 5.1
Product dimension (W x D x H)	
Subwoofer	: 15 x 27.5 x 21 cm
Satellite	: 9.6 x 9.5 x 13.5 cm
Net. weight	
Subwoofer	: 3 kg
Satellites	: 1.2 kg
Total	: 4.2 kg

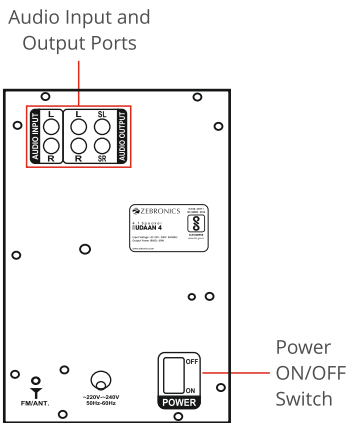
## Package Content

Subwoofer	: 1 U
Satellite	: 4 U
Remote	: 1 U
Input Cable	: 1 U
QR Code Guide	: 1 U

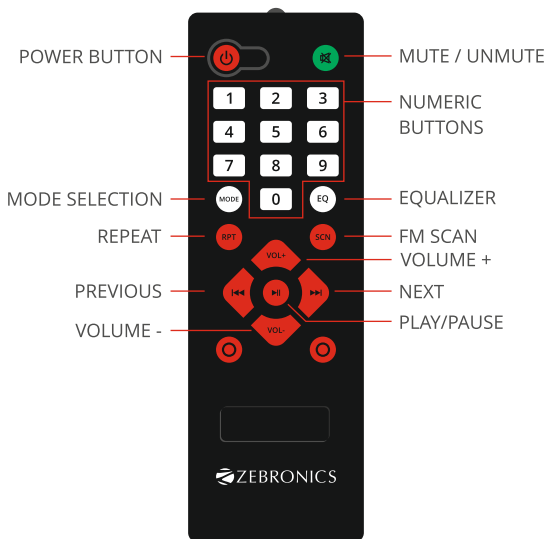
# Control Panel Description



# Back Panel Description



## Remote Control - Type 1



**Power :** Standby ON/OFF

**Numeric Pad (0-9) :** To select direct tracks from USB and to select two digits and above, by consecutively pressing

**Vol+ :** To increase the volume

**Prev :** To select the previous songs in BT/USB

**Vol- :** To decrease the volume

**RPT :** To Switch between REP ALL tracks or REP 1 track

**Mode :** Mode Selection(BT/AUX/USB/FM)

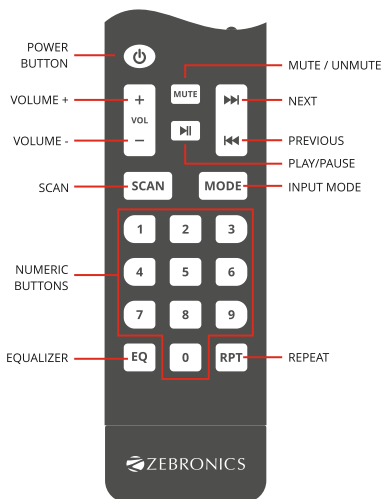
**EQ :** Equalizer

**Play/Pause :** To Play / Pause for current song & FM Next Channel Navigation

**Next :** To select the next songs in BT/USB

**Mute :** To Mute / Unmute for currently playing song

## Remote Control - Type 2



**Power :** standby ON/OFF

**Numeric Pad( 0-9) :** To select particular track from USB drive directly or to enter FM Channel frequency directly

**Vol+ :** To increase the volume

**Prev :** To select the previous tracks in BT/USB or to Tune in FM mode

**Vol- :** To decrease the volume

**RPT :** To Switch between available repeat modes

**Scan :** To scan all FM channels available

**Mode :** Mode Selection (BT/AUX/USB/FM)

**EQ :** Press to use Equalizer

**Play/Pause** To Play / Pause the current track. To switch next channel in FM mode

**Next :** To select the next tracks in BT/USB or to Tune in FM mode

**Mute** To Mute / Unmute

## **General Instructions**

### **BT Mode:**

Switch the speaker to BT mode, Scan for nearby BT devices in your device. Tap on **"Zebronics"** to connect.

### **USB Mode:**

Insert the USB flash drive to the speaker. The speaker will detect the USB and the audio files from flash drive will be played automatically. (This mode isn't selectable on the speaker or remote control unless a USB flash drive is connected).

Ensure that your USB flash drive contains MP3/WAV/WMA files (other file types not supported).

### **FM Radio:**

Switch the speaker to FM mode. In FM mode, press &hold the **"Play / Pause"** button in the remote to scan for the available FM channels. Once the scanning is done, the scanned channels will begin to play. The next button or previous button in the remote can be used to change the FM channels.

### **AUX-IN:**

The speaker can be connected to an audio device using an RCA to 3.5mm cable. Connect the one end of the cable to the speaker and the other end to an audio source.

The songs from the audio source can be heard through the speaker.

**ISO 9001:2015 Certified Company**  
**[www.zebronics.com](http://www.zebronics.com)**

