



ZEBRONICS
ALWAYS AHEAD

4.1 SPEAKER
ZEB **UDAAN PRO**



User Manual

www.zebronics.com

Thank you for purchasing the **ZEB-UDAAN PRO 4.1** Speaker. Please read the user manual carefully before usage & save it for future reference.

Note:

- Avoid the usage of this speaker at the high temperature and high humidity environment.
- Avoid the self-disassembly of the product as it results in the failure of Warranty.

Features

4.1 Channel Speaker

Wireless BT/USB/AUX/FM

LED Display

Multi Color LED

Remote Control

Volume, Bass & Treble Control knob

Wall Mountable

Glossy finish

Specifications

Output power (RMS)

Subwoofer : 30W

Satellite : 15W x 4

Total : 90W

Driver size

Subwoofer : 10.16 cm

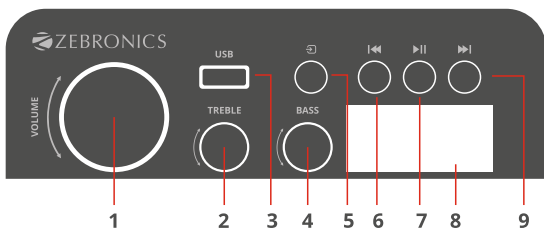
Satellite : 7.62 cm x 4

Impedance	
Subwoofer	: 4Ω
Satellite	: 6Ω
Frequency response	: 40Hz - 20kHz
S/N Ratio	: ≥70dB
Separation	: ≥75dB
File format	
support (USB)	: MP3
Line input	: 2ch RCA
Max. supported	
memory size (USB)	: 32GB
FM frequency range	: 87.5 MHz-108 MHz
BT name	: ZEB-UDAAN PRO
BT Range	: 10 Meters (Without Obstacles)
BT version	: 5.0
Product dimension (W x D x H)	
Subwoofer	: 167 x 283 x 213 mm
Satellite	: 102 x 86 x 155 mm
Net. weight	
Subwoofer	: 2.86 kg
Satellite	: 347 g
Total	: 4.2 kg

Package Content

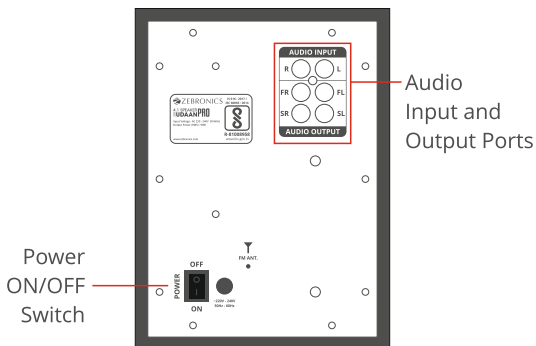
Subwoofer	: 1 U
Satellite	: 4 U
Remote	: 1 U
Input Cable	: 1 U
QR Code Guide	: 1 U

Control Panel Description

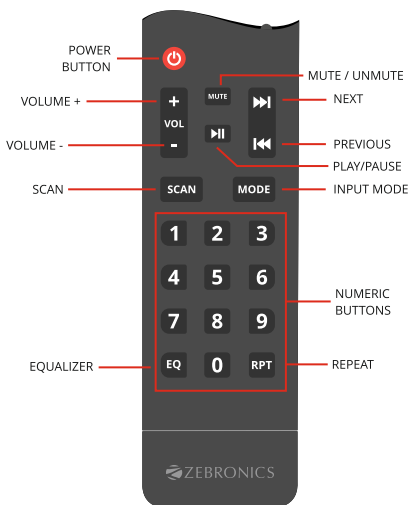


1. VOLUME CONTROL KNOB
2. TREBLE CONTROL KNOB
3. USB PORT
4. BASS CONTROL KNOB
5. INPUT MODE
6. PREVIOUS / FM CH-
7. PLAY / PAUSE / SCAN
8. LED DISPLAY
9. NEXT / FM CH+

Back Panel Description



Remote Control



Power: standby ON/OFF

Numeric Pad(0-9) : To select direct tracks from USB drive and to select two digits and above, by consecutively pressing

Vol+: To increase the volume

Prev : To select the previous songs in BT/USB or channels in FM mode

Vol-: To decrease the volume

RPT: To Switch between REP ALLtracks or REP 1 track

Scan : To scan all FM channels available

Mode : Mode Selection(BT/AUX/USB/FM)

EQ: Equalizer

Play/Pause To Play / Pause for current song

Next : To select the next songs in BT/USB or channels in FM mode

Mute To Mute / Unmute for currently playing song

General Instructions

BT Mode:

Switch the speaker to BT mode, Scan for nearby BT devices in your device. Tap on **“ZEB-UDAAN PRO”** to connect.

USB Mode:

Insert the USB drive to the speaker. The speaker will detect the USB and the audio files from drive will be played automatically.

FM Radio:

Switch the speaker to FM mode. In FM mode, use the **“SCN”** button in the remote to scan for the available FM channels. Once the scanning is done, the scanned channels will begin to play. The next button or previous button in the remote can be used to change the FM channels.

AUX-IN:

The speaker can be connected to an audio device using an RCA to 3.5mm cable. Connect the one end of the cable to the speaker and the other end to an audio source. The songs from the audio source can be heard through the speaker.

ISO 9001:2015 Certified Company

www.zebronics.com

