



ZEBRONICS
ALWAYS AHEAD

Portable BT Speaker
ZEB **DELIGHT** 10



User Manual

www.zebronics.com

Dear Consumer,

Thank you for purchasing **ZEB-DELIGHT 10** Portable BT Speaker. Please read the user manual carefully before usage & save it for future reference.

Note:

- Avoid the usage of this product at the high temperature and high humidity environment.
- Avoid the self-disassemble of the product as it results in the failure of Warranty.
- Turn off the speaker if the speaker is not being used for a long period of time.

Features

Wireless BT

Supports USB & Micro SD

Built-in FM Radio

TWS Function

Call Function

Media / Volume control

Built-in Rechargeable battery

LED lights

Specifications

Output Power (RMS)	: 5W
BT Version	: 5.0
Driver Size	: 52mm
Speaker Impedance	: 3Ω
Frequency Response	: 80Hz-18kHz
S/N Ratio	: ≥85dB

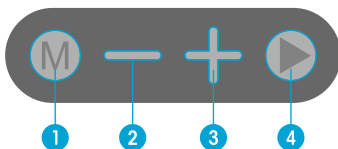
Max. Supported USB & micro SD memory size	: 32GB
Supported Audio formats	: MP3
Charging time	: 3H
Playback time	: 11H*
Product Dimension	: 115 x 52 x 105 mm (W x D x H)
Net. weight	: 250g

Package contents

Speaker	: 1 unit
Charging cable	: 1 unit

**at 50% volume (LED OFF)*

Buttons Descriptions:



1 Mode Button

2 Previous / Volume Down

3 Next / Volume Up

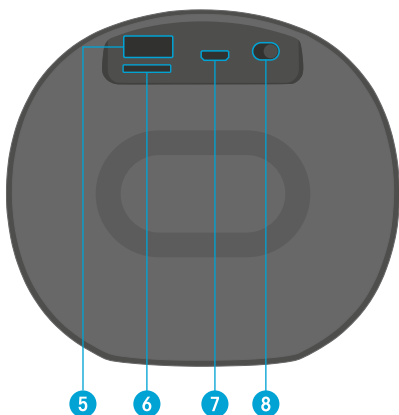
4 Play / Pause / FM Scan

5 USB Port

6 Micro SD Port



7 Charging Port

8 Power Switch



Instruction for Use

Button Function:

1. Turn the speaker On/Off using the slide switch.
2. Short press the “**M**” button to switch the modes.
3. Long press the “**+/-**” buttons to increase / decrease the volume.
4. Short press the “**+/-**” buttons to change the NEXT/PREV tracks.
5. Single press the “  ” to Play/Pause the track being played.
6. During Calls, Press the “  ” button to attend call/ End call, Double press to reject the call and long press to redial the last dialed number.


BT Connectivity:

1. Power ON the Speaker and you will hear the indication for the BT mode.
2. Switch ON BT on your phone or tablet and search for the nearby BT devices.
3. Search for the BT name “**ZEB-DELIGHT 10**” and tap to connect it.

Micro SD / USB Mode:

Connect the micro SD card / USB drive to the respective ports of the **ZEB-DELIGHT 10** and the speaker will automatically start playing from the micro SD card / USB drive.

FM Radio:

- Once the speaker is turned ON, Please switch the speaker to FM mode using the Mode button.
- Short press the "  " key to auto scan the available FM channels.
- Short-press "+" or "-" to change the scanned FM channels
- Long-press "+" or "-" to adjust the volume

Note: Please use Charging cable as antenna for better FM signal reception.

TWS Function:

- Turn on two **ZEB-DELIGHT 10** speakers you want to pair & switch to BT mode.
- Long press the "**Mode**" button on any one speaker to activate TWS mode.
- After few seconds, both the speakers will be connected successfully.
- Now, search for nearby BT device in your mobile and Tap on the BT name "**ZEB-DELIGHT 10**" to connect.
- To exit TWS mode, long Press "**MODE**" button again.

LED Light Control

Long press "  " key to turn the LED ON /OFF.

Charging the Speaker:

1. Connect the charging cable to Micro USB port of the speaker and insert the other end into a DC 5V charging power source/adaptor.
2. Red LED glows indicating that the battery is being charged.

ISO 9001:2015 Certified Company

www.zebronics.com

