

 ZEBRONICS

Portable BT speaker
MELO



User Manual

www.zebronics.com

Dear Customer,

Thank you for purchasing **ZEB-MELO** (Portable BT Speaker). Please read the user manual carefully before usage & save it for future reference.

Note:

- Avoid the usage of this product at the high temperature and high humidity environment.
- Avoid the self-disassembly of the products or it results in the voiding the product's Warranty.
- Turn off the speaker when the speaker is not in use.
- To know more about Terms and conditions for warranty policy, please visit

<https://zebronics.com/pages/warranty-policy>

Features

BT v5.4 / USB/ mSD / AUX Inputs

Media / Volume control

Type-C Charging

RGB Modes

Karaoke

Built-in Rechargeable battery

Passive radiator

Voice changing Wireless mic

Compact design with Carry strap

Mic With Integrated Remote Control

Specifications

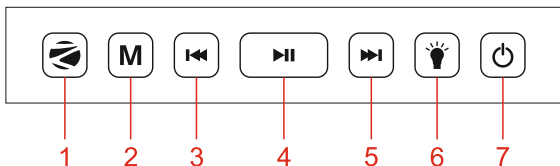
Model	: ZEB-PSPK 24
Output Power (RMS)	: 15W
BT Version	: v5.4
Driver Size	: 5.2cm x 2
Speaker Impedance	: 3Ω
Frequency Response	: 100Hz-18kHz
S/N Ratio	: ≥70dB
Max Supported USB/mSD memory size	: 32GB
Supported Audio formats	: Mp3
Charging time	: 2.5h
Playback time	: 10h*
Product Dimension (W x D x H)	: 12.8 x 7 x 8.2cm
Net. Weight	: 480g

Package Contents:

Speaker	: 1 U
Charging Cable	: 1 U
QR Code Guide	: 1 U
Mic	: 1 U

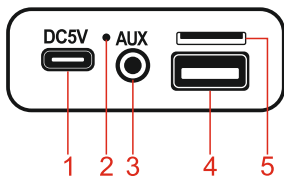
* at 50% volume (with LED off)

Button Descriptions:









1. Logo Light On/Off
2. Mode Button
3. Volume decrease / Previous track
4. Play / Pause
5. Volume increase / Next track
6. RGB Light Mode Control
7. Power On/Off

Port Description



1. Type C Charging Port
2. LED Indicator
3. 3.5mm AUX Input
4. USB Port
5. mSD Port

Speaker Button Functions:

- Press and hold the  button for 2 seconds to Power On/Off
- Single press the  button to Play or Pause playback
- Single press the  button to increase the volume & Long press for next track
- Single press the  button to decrease the volume & Long press for previous track
- Single press the "M" button to change the source modes
- Single press the  button to change RGB LED light modes & Long press to On/Off RGB LED lights.
- Single press the  button to On/Off the Logo light


(The above functions are the same for USB & mSD)

BT Pairing Instructions:

- The speaker enters BT pairing mode automatically after it's powered on or switched to BT mode
- Turn ON the BT in your source device settings and search for the BT name "ZEB-MELO"
- Once the BT name is visible in the settings, tap on it and click pair to connect

Microphone Functions:

- Press and hold the ϕ button for 2 seconds to turn On/Off the mic.
- Single press the ϕ button to activate speaker control, reverberation & mic control mode.
- In the speaker control mode adjust the speaker's volume using the (+ & -) button
- In the speaker control mode long press the (+ & -) button to skip tracks
- In the speaker control mode double press the (Power) button to Play/Pause the playback
- Single press the (Mic Voice) button to switch between 5 voice changing preset effects
- Double press the (Mic Voice) button to activate karaoke maker function



1. Power On/Off, Speaker control, Reverberation mode
2. Mic, speaker volume increase & Next Track
3. Mic, speaker volume decrease & Previous Track
4. Mic voice changer / Karaoke maker
5. LED indicator
6. Type C charging Port

LED indications:

Speaker-

- Blue light blinks – BT discovery mode
- Blue light glows constant – BT paired successfully
- Red light glows – Charging
- Red light turns off – Fully charged

Microphone:

- Red light – Power On
- Red & Blue blinks – Discovery mode
- Blue stable – Connected

ISO 9001:2015 Certified Company

www.zebronics.com

