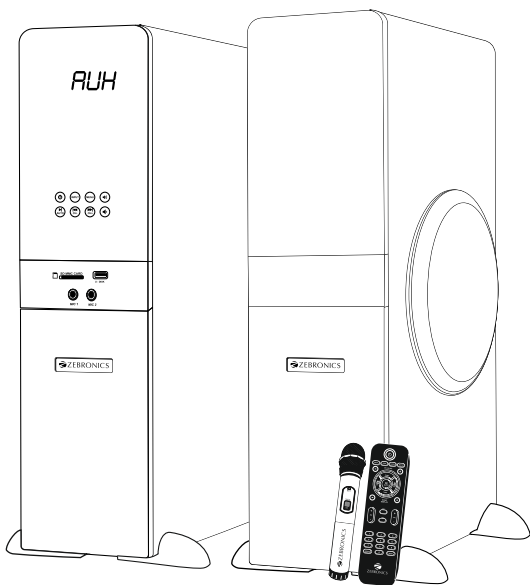




Tower Speaker  
**BTM8800RUCF**



## User Manual

[www.zebronics.com](http://www.zebronics.com)

**Features:**

1. With built—in amplifier design, the speaker reflect the purity of Sound and creates powerful sound effect.
2. Ideal for PC and audio sources such as CD, DVD, Bluray, TV, etc.
3. Magnetically shielded for use with PC monitor and TV without any interference.
4. Dedicated volume, treble, bass controls, plug and play microphone ports

**Note:**

1. Don't put the speakers in high temperature or humid environment.
2. Don' t open the speakers to avoid electric shock or other accidents.
3. In case of any liquid fallen into the speakers, cut off the power immediately and contact the nearby authorised service center.
4. When receiving high output signal from any audio sources don' t turn the volume to maximum to avoid sound distortion.
5. For indoor use only.
6. Plug off the power plug in case of no utility for long period of time.

## Utility Description:

1. Connect the one end of the right tower cable to the right output port on the back panel of the left tower. Also place the cable extended tower to the right side and the other to the left side while listening.
2. Connect one end of 3.5mm stereo audio plug to the audio output of PC or other audio sources.
3. Make sure all the cables above are connected correctly, then connect the power cord to AC power.
4. Switch on the power with the red led display showing (--). then press power button either on the remote or left speaker front panel.

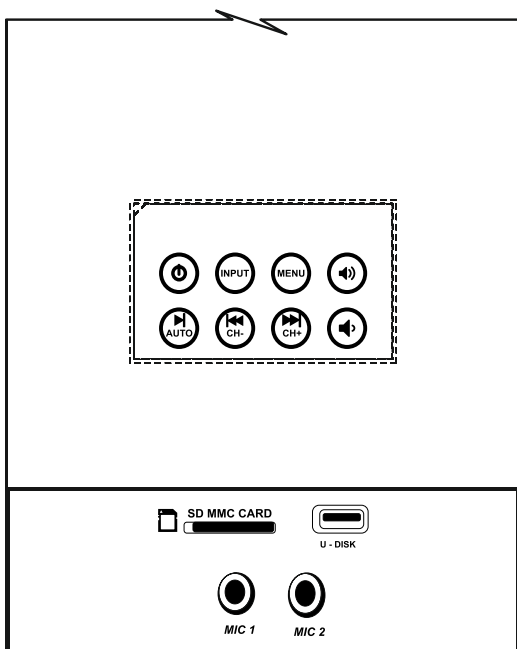
## Package contents:

Tower speaker	:2 U
Remote control	:1 U
Wireless Mic	:1 U
Input cable	:2 U
Antenna cable	:1 U
QR Code Guide	:1 U
Bottom Stand with screws	:1Set

## How to use the BT:

1. Select the audio input to BT status
2. Search BT device with name  
"ZEB-BTM8800RUCF"
3. Connect the BT
4. If your BT device below 2.0 version, input password "0000" when connecting.

## FRONT PANEL DESCRIPTION :



 Power button (standby) On or off.

**INPUT** : Input function key.

**MENU** : MENU function key to adjust volume, bass & treble


 Single tap to increase volume level


 Single tap to decrease volume level

 Play/Pause in USB mode.

AUTO

Automatic FM radio search by pressing 3 secs.

**CH-** Tap for previous track and for previous channel in FM, press and hold for 3 sec.  


**CH+** Tap for Next track and for Next channel in FM, press and hold for 3 sec.  


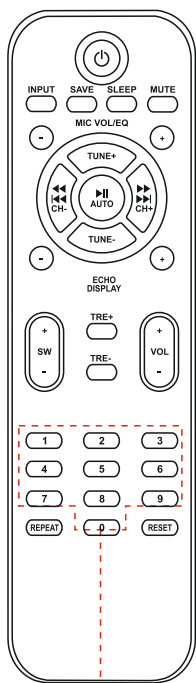
**SD/MMC CARD** : SD card slot






**U DISK** : USB port

**MIC 1** : MIC 1 input

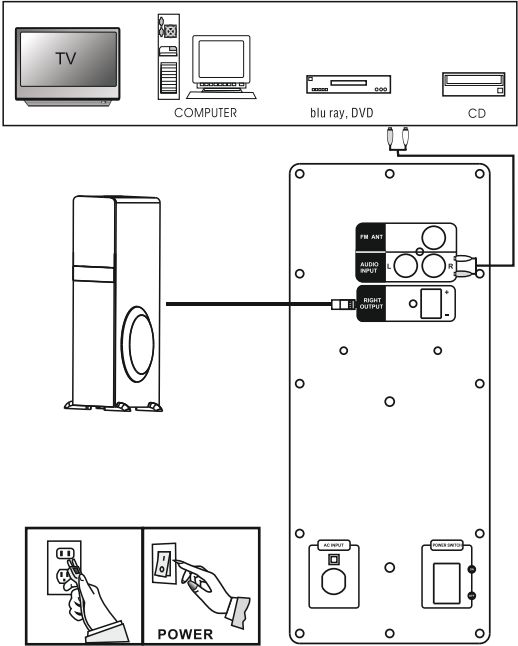
**MIC 2** : MIC 2 input

## Remote Control Description:



-  Power switch button for switch On or off.
- INPUT** To Select the Input Source
- SAVE** Save FM Channel
- SLEEP** Set up the sleep time
- MUTE** To Mute Playback
- MIC-/+** MIC Volume to increase / decrease (if Mic Connected)
- EQ-/+** Equalizer options
- TUNE-/+** Previous/Next tune
- II / AUTO** Play & Pause when USB/SD Input keep pressing for FM Channel auto scan
-  Previous track when USB/SD/BT Input;
-  Rewind
- CH-** Previous Channel in FM
-  Next track when USB/SD/BT Input
-  Fast forward
- CH+** Next Channel in FM
- ECHO-/+** ECHO Control (if Mic Connected)
- DISP-/+** LED+ display brightness adjustment
- SW-/+** Turn up or turn down the bass volume
- TRE-/+** Turn up or turn down the treble volume
- VOL-/+** Turn up or turn down the master volume
- RESET** Reset to the default setting
- REPEAT** Repeat for ONE, ALL & RANDOM tracks
- NUMERIC KEYS** (0-9)

# Speakers Connectivity Diagram:



**Note:** Insert the plugs fully into the jacks. Loose connections may produce a humming sound or other noise interference.

**Important:** Connect the speaker and all other external device and finally connect the AC power cord.

## Features:

- 2.0 channel Tower speaker
- BT v5.0 / AUX / FM / USB / SD
- LED display
- 2 x 16.51cm Subwoofer
- 3 way Design
- Remote control
- Karaoke
- Wireless microphone
- Touch Control

## Specification:

Output power (RMS) : 100W (50W + 50W)

Driver size

Subwoofer : 16.51 cm x 2

Mid : 8.89 cm x 2

Tweeter : 3.81 cm x 2

Impedance

Subwoofer : 4Ω

Mid : 4Ω

Tweeter : 4Ω

Frequency response : 40Hz-20kHz

S/N Ratio : ≥75dB

Separation : ≥50dB

File format support

(USB/SD) : MP3 / WMA / WAV /  
FLAC / APE

Line input : AUX



Max. supported

USB/SD memory size : 128GB

BT name : ZEB-BTM8800RUCF

BT version : v5.0

Product dimension : 22 x 34.2 x 51.3 cm  
(W x D x H)

Net. weight

(with amplifier) : 6.55 kg

(w/o amplifier) : 5.15 kg

**ISO 9001:2015 Certified Company**

**[www.zebronics.com](http://www.zebronics.com)**

