



Smart Camera

ZEB **WPT3M**




User Manual

www.zebronics.com

Thank you for buying zebronics **ZEB-WPT3M** smart camera. Please go through the following Instructions to install the App and for a smooth operation.

1.Download the App :

Search and download “CareCam Pro” in Playstore or App Store



2.Register with your mobile number / Email then login



Sign up or log in

Log in after unregistered mobile phone verification

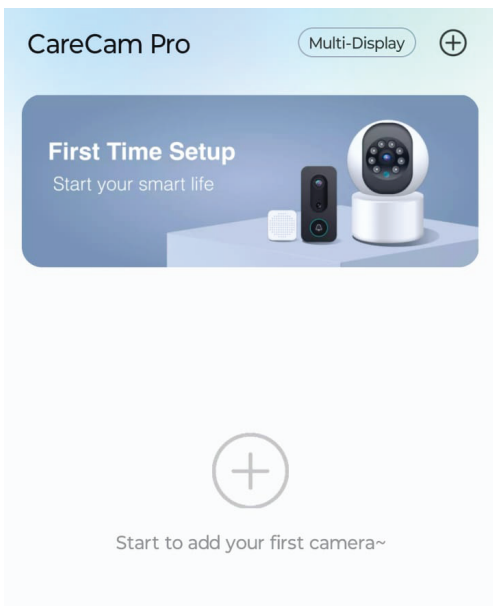
Please enter the Email

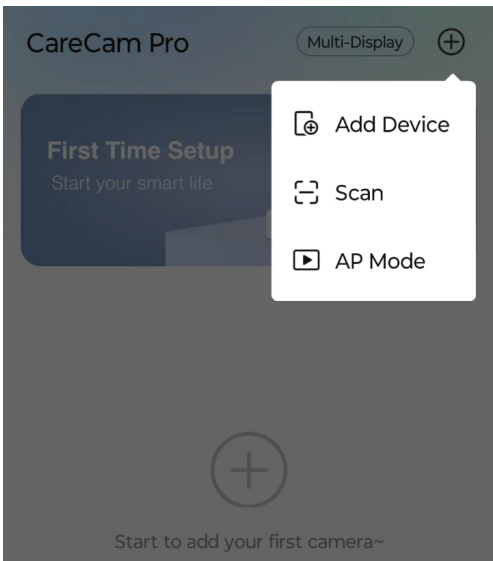
Accept [User Agreement](#) and [privacy Policy](#)

Continue

3.Configuration : QR code network configuration

Tap "Add Device" or the icon "+" in the top right corner choose "**Smart Camera**" in the Device type Make sure the indicator is flashing quickly, and click "next step"

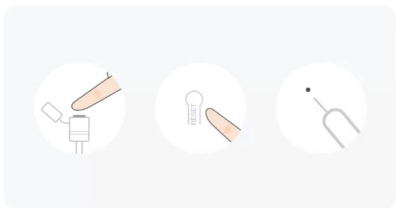




select your wifi "SSID", enter corresponding "password" and tap next, the mobile prompts a QR Code, hold the camera 15~20 cm in front of the mobile phone to scan the QR code. Once heard Beep sound, click "I heard a prompt"



1. When plugged in, you will hear a voice alert indicating power.



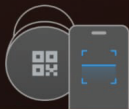
2. Press the RESET button for 3–5 seconds to reset the device until a beep sounds.

- Confirm that the device indicator flashes slowly or there is a device prompt tone.

Next Step



Look for the code on the device and position it in the frame.



No QR code. Select Manual add.



1. When plugged in, you will hear a voice alert indicating power.

Tips

CareCamPro needs to request location permission to get the current Wi-Fi name. We will not collect your location data while App is in use or closed.

Not Allowed

Allow

2. Press the device until a beep sounds.



Confirm that the device indicator flashes slowly or there is a device prompt tone.

Next Step



Choose a New Wi...

R&D 5th floor
2.4GHz

[Change](#)

Enter password



Note: Non-dual-band devices need to
switch to 2.4GHz Wi-Fi

Requirement for WiFi?

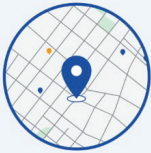
Next Step



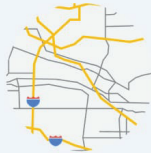
Allow **CareCamPro** to access this device's location?



This app stated that it may share location data with third parties



Precise



Approximate

While using the app

Only this time

Don't allow

Next Step



Choose a New Wi...

Care-AP000CM0251101... 

Connecting to the hotspot

Connect to device

CareCamPro app wants to use a temporary Wi-Fi network to connect to your device

Care-AP000CM02511010CBR

Cancel

Connect

Connecting



Set Up

Connecting

 118s



Establishing connection with server

4.View the live stream

Choose a name for the device and click "Done" to view the live stream of the camera

Name

Camera Name

The name cannot contain special characters or emoticons

Zeb smart camera



Time

Kolkata



Select use

The name cannot contain special characters or emoticons



Housekeeping



babysitting



Pets



Elderly



Shop



Gate



Outdoors



Custom

NEXT STEP



Zeb smart camera



2026-01-29 16:15:31

20KB/S



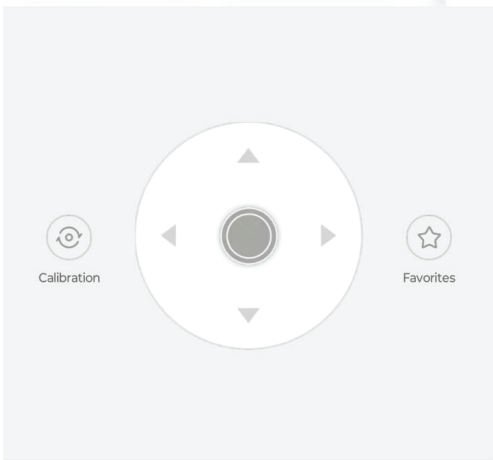
Normal



great sale
Videos are saved for 7 days

Time Album
Record Bliss

Retract



PTZ



Call



Playback



Function

ISO 9001:2015 Certified Company

www.zebrionics.com

