



ZEBRONICS
ALWAYS AHEAD

BT USB Adapter
ZEB USB100BT



User Manual

www.zebronics.com

Dear Customer,

Thank you for purchasing the **ZEB-USB100BT** BT USB Adapter. Please read the user manual carefully before usage & save it for future reference.

Note:

- Avoid the usage of this product at the high temperature and high humidity environment.
- Avoid the self-disassembly of the product as it results in the failure of Warranty.
- Please use the product with the Laptop/PC USB Port.

Caution:

- Keep it away from the children.
- Do not use it with the external power adapter.

Features:

- BT v5.0
- USB Powered
- Compact Design
- Data Transfer & Audio Streaming
- High Speed Connectivity

Specification:

BT Version	: v5.0
Supported BT Profile	: A2DP / AVRCP / HFP / HSP

BT Range	: 10 Meters (without obstacles)
Data Transfer Speed	: 3 Mbps
Input Voltage	: DC 5V
Supported OS	: Windows XP & Above, Linux
Connector Type	: USB
Product Dimension	: 15 x 21 x 5 mm
Product Weight	: 2g

Package Content:

BT USB Adapter	: 1 Unit
Driver CD	: 1 Unit

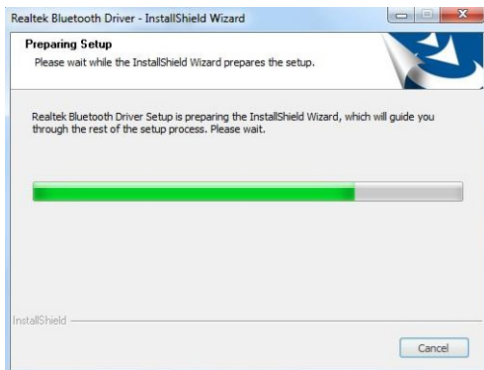
How to use:

- Plug-in **ZEB-USB100BT** to the PC/Laptop
- Insert the given Driver CD to the PC/Laptop
- Kindly follow the steps given below
- After Successful Installation click restart

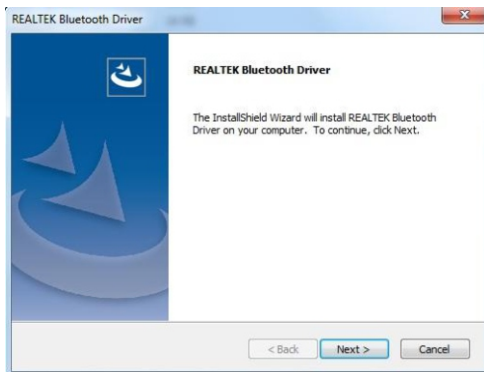
Note: While installing the driver make sure the **ZEB-USB100BT** is plugged in.

Windows Installation Procedure:

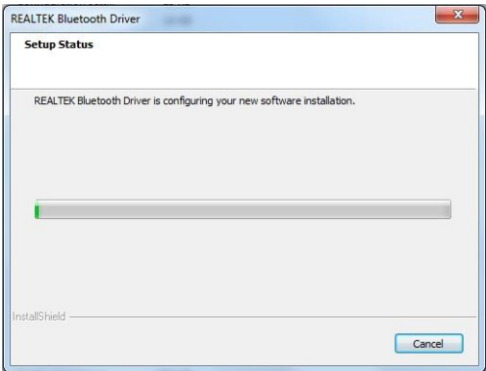
1. After inserting the given driver CD, click on setup.exe and this loading dialog box will appear.



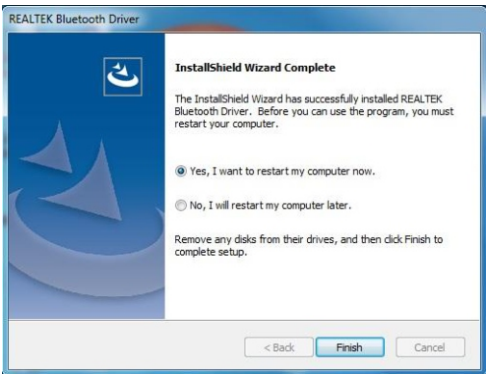
2. Click on NEXT for further installation.



3. After clicking on NEXT this dialog box will appear, saying that drivers are installing.



4. Finally Click Restart Now and finish the setup.



5. After the driver is installed, BT Setting can be accessed from the Taskbar as marked below.

