



Wireless Keyboard  
**ZEBRONICS K4000MW**



**User Manual**

[www.zebronics.com](http://www.zebronics.com)

Thank you for purchasing **ZEB-K4000MW** Wireless Keyboard. Please read this user manual carefully before usage & save it for future reference.

**Note:**

• *Avoid self-disassembly of keyboard, kindly approach our service team with reference to the following link for service support:*

**<https://zebronics.com/pages/warranty-policy>**

## **Features**

- 2.4 GHz Wireless
- Supports upto 2 BT Connections
- Slim & Minimalist Design
- UV Printed Keycaps
- Laptop / Desktop / Tablet / Smart Phone Compatibility
- Integrated Multimedia Keys
- LED Indicator

## **Specifications**

Interface	: 2.4GHz & Dual BT Input
Total No. of Keys	: 78
Total No. of Hotkeys	: 12 (Integrated)
Keystrokes life	: 8 Million Cycles
Wireless range	: 10 Meter (Without Obstacles)
Product dimension	: 28.7 x 12.8 x 1.6 cm (W x D x H)
Net. Weight	: 265g

## Package Contents:

Keyboard : 1 U

QR Code Guide : 1 U

## Instruction to Use:



### BT Mode Connectivity:











- To enter BT discover mode, **Press and Hold** Fn+2 (BT1) or 3 (BT2) key (LED Blinks Rapidly).
- Now open the BT settings in your Laptop / Smartphone and scan for the name ZEB-K4000MW 5.0 for BT1 or ZEB-K4000MW 3.0 for BT2, Tap the BT name to connect.

## 2 BT Connection and Switching between the Connections:

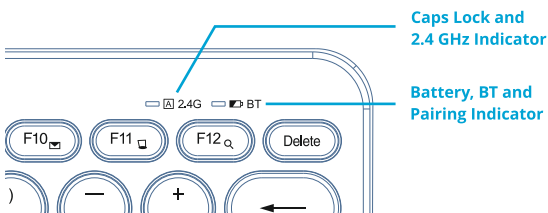
- The keyboard supports up to 2 BT connections, which can be switched as per usage. For instance, you can connect your smart phone and Laptop on BT1 / BT2 respectively.
- Once connected to the devices, you can single press the Fn+2 (BT1) or 3 (BT2) key to switch among the 2 BT connections.

## All Key Operation:

Button	Key	Function
	F1	Media Player
	F2	Volume Down

	F3	Volume Up
	F4	Mute
	F5	Backward
	F6	Forward
	F7	Play/Pause
	F8	Stop
	F9	Homepage
	F10	Mail
	F11	This PC
	F12	Search

### LED Indication:



- Single Short RED Glow : 2.4 GHz Connected
- Long Glowing RED : Caps Lock ON (Turns Off after showing the indication)
- Blinking LED : Paring Mode
- RED Short Glow : Device Connected
- Blinks RED : Low Battery

**ISO 9001:2015 Certified Company**  
**[www.zebronics.com](http://www.zebronics.com)**

