



**PRO** *Series Y*




**ZEB-NBC 1S**

**Quick Start Guide**

[www.zebronics.com](http://www.zebronics.com)

## Product Overview



- |                      |                   |
|----------------------|-------------------|
| 1 DC Jack            | 9 Trackpad        |
| 2 USB 3.2 Type A     | 10 mSD Slot       |
| 3 Mini HDMI          | 11 USB 3.2 Type A |
| 4 Type C Port        | 12 Headphone Jack |
| 5 Webcam             |                   |
| 6 Display            |                   |
| 7 Keyboard           |                   |
| 8 Fingerprint Sensor |                   |

## Features

- ◆ Upgradable M.2 NVMe SSD / M.2 SATA SSD
- ◆ Anti Glare IPS Screen with Matte Finish
- ◆ Fingerprint Sensor
- ◆ Chisel Design Slim Profile Laptop

## Specifications




|                                  |   |
|----------------------------------|---|
| CPU                              | : i3-1125G4 Processor   |
| Memory                           | : 8GB LPDDR4 RAM  |
| Storage                          | : 512GB M.2 SATA SSD  |
| Display                          | : 39.624cm (15.6") 1080p IPS<br>Screen  |
| OS Support                       | : Windows 11 Home   |
| Connectivity                     | : 802.11 a/b/g/n/ac 2.4 GHz &<br>5 GHz Wi-Fi with BT v5.0                                   |
| I/O Ports                        | : Mini HDMI, USB 3.2 x 2,<br>Type C Port, mSD Slot,<br>3.5mm Headphone +<br>Microphone Jack |
| Camera                           | : HD Webcam   |
| Battery                          | : 38.5Wh Battery  |
| Product Dimension<br>(W x D x H) | : 36 x 23.5 x 2 cm  |
| Weight                           | : 1.65kg  |

## Keyboard Multimedia Functions

| Key | Function              |
|-----|-----------------------|
| F1  | Sleep                 |
| F2  | Mute                  |
| F3  | Volume -              |
| F4  | Volume +              |
| F5  | Brightness -          |
| F6  | Brightness +          |
| F7  | Play / Pause          |
| F8  | Previous              |
| F9  | Next                  |
| F10 | Print Screen Function |
| F11 | Scroll Lock Function  |
| F12 | Insert Function       |


|     |                         |
|-----|-------------------------|
| ESC | Track Pad Lock / Unlock |
| DEL | Num Lock                |


## LED Description

| LED Symbols   | Description           |
|---|-----------------------|
|  | Power LED Indicator   |
|  | Number Lock Indicator |
|  | Caps Lock Indicator   |



### Turning ON your laptop

▶ Press and hold the  button for 2 seconds to power ON the laptop.

▶ While in usage, single press the  button to enter/exit the sleep mode.

### Charging your Laptop

▶ You can charge your Laptop using the dedicated Type C charging port which is present in the Laptop.


Connect the Type C connector to the charging port of the Laptop and plug the charger into an AC power outlet. The Laptop has a constant Red LED indication when the Laptop is charging. The indicator turns Blue when the Laptop is completely charged.



## Connecting the Display

▶ This laptop is capable of displaying 4K@60Hz via Mini HDMI. Connect one end of the cable to the Laptop's Mini HDMI port and the other end to a Monitor. Please use a 4K compatible cable and monitor for optimum experience.

▶ Type C port is capable of displaying 1080p@60Hz output.



### Note:

1. Do not put anything between LCD screen and keyboard, such as pencil, files, etc.
2. Avoid using caustic cleaning agents to wipe the screen.
3. Please make sure that the ventilation holes are unblocked to avoid laptop overheating.
4. Images shown here are only for representation purposes, Actual product may vary.

## **E-Waste Instructions**

M/s. **Zebronics India Pvt. Ltd.**, No. 118, Poonamallee High Road, Vepey, Chennai - 600084, Tamil Nadu, has done agreement with **ECOVERVA E-WASTE RECYCLING PRIVATE LIMITED**, Address: STS 132, First Floor, DLF Star Tower Silokhera, Sector - 30, GURUGRAM Gurgaon HR 1220 IN 1800-120-ECOV. If any customer wants to handover their old product they can reach or call our e-waste recycling partner's Toll Free No. 1800-120-3268 or call us on our Toll free No. 1800-121-1997. Our representative explain them about process of disposal and make them aware about nearest drop point available to drop the e-waste and also give information about incentive that we will offer to them against their end of life product. If any customer wants to handover the material from their door steps we do send either our logistics team or Recycler / Dismantler team to collect the items and channelize the same to our e-waste partner plant for final processing.

### **Instructions:**

#### **Do's:**

▶ Always look for information on the

catalog with your product for end-of-life equipment handling.

- ▶ Ensure that only Authorized Recyclers repair and handle your electronic products.

- ▶ Always call our E-waste Authorized Collection Centres / points to dispose products that have reached end-of life.

- ▶ Always drop your used electronic products, batteries or any accessories when they reach the end of their life at your nearest Authorized E-Waste Collection Centres/Points.

- ▶ Always disconnect the battery from product, and ensure any glass surface is protected against breakage.

### **Don'ts:**

- ▶ Do not dismantle your electronic Products on your own.

- ▶ Do not throw electronics in bins having “Do not Dispose” sign.

- ▶ Do not give e-waste to informal (Kabbadi) and unorganized sectors like Local Scrap Dealer/Rag Pickers.

**Zebronics India Pvt. Ltd.,**

ISO 9001:2015 Certified Company

Helpline No. : 044 4000 0004

E-mail : [enquiry@zebronics.com](mailto:enquiry@zebronics.com)

**[www.zebronics.com](http://www.zebronics.com)**

