



ZEBRONICS
ALWAYS AHEAD

Premium Power Supply

ZEB PGP750W



User Manual

www.zebronics.com

Features

80+ Gold Power Supply

High Efficiency

Full Modular Design

Quad PCIe Connectors

Single 62A 12V Rail

Full Protection Built-In

Specifications

Active PFC : Yes

Input Voltage : 100-230V

Input Current : 6-12A

Fan Type : Oil Bearing

Power Good Signal : $\geq 300\text{ms}$

Hold Up Time : $\geq 18\text{ms}$

Efficiency : 20% loading $\geq 87\%$,
50% loading $\geq 90\%$,
100% loading $\geq 87\%$

MTBF : 20000H

Protections : OVP / OPP / SCP / UVP

Operating Temp : 45°C

Product Dimension : 188 x 146 x 86 mm
(W x D x H)

Weight : 2.45kg

Package content:

Power Supply : 1 No.

Power Cord : 1 No.

Mounting Screws : 4 Nos.

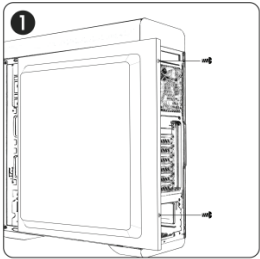
Cable tie : 5 Nos.

Modular cables : 10 Nos.

Technical Details:

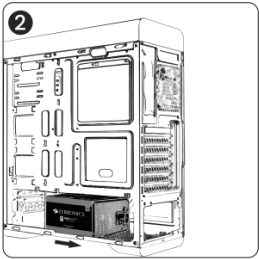
AC input	100Vac-230Vac 47Hz-63Hz 6-12A				
DC Output	+3.3V	+5V	+12V	-12V	+5VSB
	20A	20A	62A	0.5A	3A
Total Power	100W		744W	6W	15W
	750W				

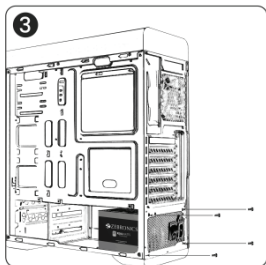
Installation:



Undo the thumb screws and remove the cabinet side panel.

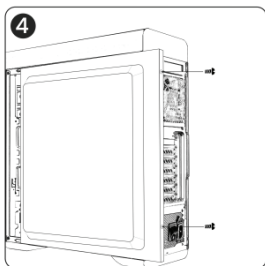
Install the power supply inside the cabinet.





Fasten the power supply in the cabinet with provided screws.

Fix back the cabinet side panel and fasten the thumb screws.



Connection Description:

Motherboard 20+4 Pin Connector



Pin	Description
1	+3.3V
2	+3.3V
3	COM
4	+5V
5	COM
6	+5V
7	COM
8	P.G.
9	+5V _{sb}
10	+12V
11	+12V
12	+3.3V

Pin	Description
13	+3.3V
14	-12V
15	COM
16	PS-ON
17	COM
18	COM
19	COM
20	NC
21	+5V
22	+5V
23	+5V
24	COM

CPU 4+4 Pin Connector



Pin	Description
1	COM
2	COM
3	+12V
4	+12V

PCI-e 6+2 Pin Connector



Pin	Description
1	+12V
2	+12V
3	+12V
4	COM

Pin	Description
5	COM
6	COM
7	COM
8	COM

S-ATA Connector



Pin	Description
1	+3.3V
2	COM
3	+5V
4	COM
5	+12V



Pin	Description
1	+12V
2	COM
3	COM
4	+5V

Peripheral 4-Pin Connector



Pin	Description
1	+12V
2	COM
3	COM
4	+5V

Troubleshooting

If your system does not turn on after installing the power supply, follow the troubleshooting guide as listed below:

1. Please make sure the main power is connected on correctly.
2. Please make sure the 24pin and 4/8pin connectors are connected correctly to the motherboard.
3. If the power supply does not work properly, please contact our service center immediately.

Warranty:

Zebronics guarantees this product to be free of defects in material and workmanship, for more details on warranty duration please visit www.zebronics.com. This product is designed for desktop computer usage only. Using this product in any other application will void the warranty. Please ask for professional assistance for the installation. The warranty is valid only for the power supply unit, accessories are not included. Any abuse, alteration, misuse, negligence, incorrect voltage supply, accidents and natural disasters will make the warranty invalid. Please visit our service center for issue with the product.

