

Premium Power Supply  
**ZEB VS700Z**



Gamer's Dream



# User Manual

[www.zebronics.com](http://www.zebronics.com)

## Features

High Efficiency  
PCIe Connector  
Single 52A 12V Rail  
Full Protection Built-in

## Specifications

Input Voltage : 230V  
Input Current : 5A  
Fan Type : Hydraulic bearing  
Power Good Signal : 100 ~ 500ms  
Hold up Time :  $\geq 16$ ms  
Protections : OVP/OCP/SCP/OPP/UVP  
Product Dimension : 14 x 15 x 8.5 cm  
(W x D x H)  
Net Weight : 1.2kg

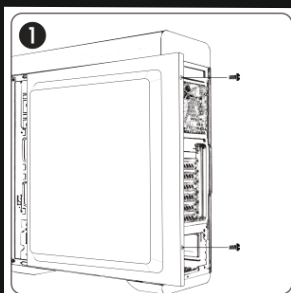
## Package Content

Power Supply : 1 U  
Power Cord : 1 U  
Mounting Screws : 4 U  
QR Code Guide : 1 U

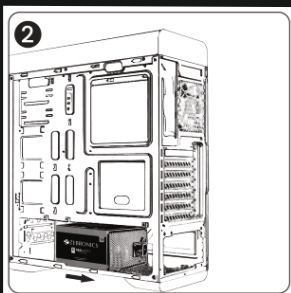
## Technical details:

AC input	230V AC 50Hz 5A				
DC Output (Max.)	+3.3V	+5V	+12V	-12V	+5VSB
	20A	20A	52A	0.3A	2A

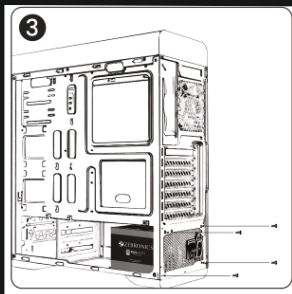
## Installation:



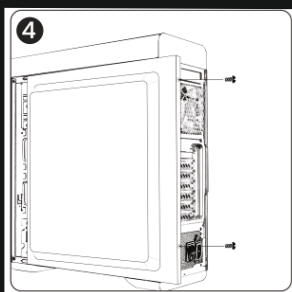
Undo the thumb screws and remove the cabinet side panel.



Install the power supply inside the cabinet.



Fasten the power supply in the cabinet with provide screws.



Fix back the cabinet side panel and fasten the thumb screws.

#### Connection Description:

#### Motherboard 20+4 Pin Connector



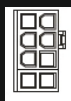
Pin	Description	Pin	Description
1	+3.3V	13	+3.3V
2	+3.3V	14	-12V
3	COM	15	COM
4	+5V	16	PS-ON
5	COM	17	COM
6	+5V	18	COM
7	COM	19	COM
8	P.G.	20	NC
9	+5V <sub>sb</sub>	21	+5V
10	+12V	22	+5V
11	+12V	23	+5V
12	+3.3V	24	COM

## CPU 4 + 4 Pin



Pin	Description
1	COM
2	COM
3	+12V
4	+12V

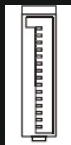
## PCI-e 6 + 2 Pin Connector



Pin	Description
1	+12V
2	+12V
3	+12V
4	COM


Pin	Description
5	COM
6	COM
7	COM
8	COM

## S-ATA Connector



Pin	Description
1	COM
2	+5V
3	COM
4	+12V

## Peripheral 4-Pin Connector



Pin	Description
1	+12V
2	COM
3	COM
4	+5V

## Troubleshooting

If your system does not turn on after installing the power supply, follow the troubleshooting guide as listed below:

1. Please make sure the main power is connected on correctly.
2. Please make sure the 24pin and 4/8pin connectors are connected correctly to the motherboard.
3. If the power supply does not work properly, please contact our service center immediately.

## Warranty:

Zebronics guarantees this product to be free of defects in material and workmanship, for more details on warranty duration please visit [www.zebronics.com](http://www.zebronics.com). This product is designed for desktop computer usage only. Using this product in any other application will void the warranty. Please ask for professional assistance for the installation. The warranty is valid only for the power supply unit, accessories are not included. Any abuse, alteration, misuse, negligence, incorrect voltage supply, accidents and natural disasters will make the warranty invalid. Please visit our service center for issue with the product.



ISO 9001:2015 Certified Company  
[www.zebronics.com](http://www.zebronics.com)